



24th South-East Asian Games 2007

Aquatic Center, His Majesty the King 80th Birthday Anniversary Stadium
Nakhon Ratchasima, Thailand



SWIMMING RESULTS

MEDAL TALLY											
RANK	COUNTRY										TOTAL
		M	W	T	M	W	T	M	W	T	
1	 SINGAPORE	4	7	11	3	6	9	5	1	6	26
2	 PHILIPPINES	8	0	8	2	1	3	3	4	7	18
3	 MALAYSIA	2	5	7	1	7	8	2	6	8	23
4	 THAILAND	1	4	5	5	2	7	3	5	8	20
5	 VIETNAM	1	0	1	0	0	0	1	0	1	2
6	 INDONESIA	0	0	0	5	0	5	2	0	2	7

7 Dec 07 (Friday)	8 Dec 07 (Saturday)	9 Dec 07 (Sunday)	10 Dec 07 (Monday)	11 Dec 07 (Tuesday)
100m Freestyle Women	100m Freestyle Men	400m Freestyle Men	50m Freestyle Men	50m Freestyle Women
200m Backstroke Men	100m Breaststroke Women	100m Backstroke Women	200m Breaststroke Women	200m Freestyle Men
200m Backstroke Women	100m Breaststroke Men	100m Backstroke Men	200m Breaststroke Men	200m Butterfly Women
400m Individual Medley Men	400m Freestyle Women	100m Butterfly Women	200m Freestyle Women	200m Butterfly Men
200m Individual Medley Women	200m Individual Medley Men	100m Butterfly Men	1500m Freestyle Men	400m Individual Medley Women
4x200m Freestyle Relay Men	4x100m Freestyle Relay Women	800m Freestyle Women	4x100m Medley Relay Women	4x100m Medley Relay Men
4x200m Freestyle Relay Women		4x100m Freestyle Relay Men		

7 Dec 07 (Friday)

100m Freestyle Women

Event Record	Mark	Name	Location	Date
Asia	54.01	 CHN - JINGYI Li	Rome (ITA)	21 April 2004
SEA Games	56.05	 SIN - YEO Joscelin	Bandar S.Begawan (BRU)	8 August 1999

Finals

Rk	Lane	Name	R.T.	50 m	100 m	Tbh.	Rec. Ind.
1	4	 THA - J.KRAJANG Natthanan		[4] 28.24 28.24	[1] 57.55 29.31		
2	5	 SIN - QUAH Ting Wen		[5] 28.25 28.25	[2] 58.14 29.89	0.59	
3	3	 THA - P.YOSOPHON Jiratida		[1] 28.11 28.11	[3] 58.45 30.34	0.90	
4	7	 MAS - LEUNG Chii Lin		[3] 28.23 28.23	[4] 58.96 30.73	1.41	
5	6	 SIN - ONG Chui Bin Mylene		[1] 28.11 28.11	[5] 59.03 30.92	1.48	
6	2	 MAS - CHAN Kah Yan		[6] 28.89 28.89	[6] 1:00.27 31.38	2.72	
7	1	 INA - LEKSONO Felicia		[7] 28.92 28.92	[7] 1:00.41 31.49	2.86	
8	8	 PHI - GONZALEZ Celina		[8] 29.19 29.19	[8] 1:01.74 32.55	4.19	

Heats

Rk	Heat	Lane	Name	R.T.	50 m	100 m	Tbh.	Rec. Ind.
1	1	4	 THA - J.KRAJANG Natthanan		28.60 28.60	58.00 29.40		
2	1	5	 SIN - QUAH Ting Wen		28.43 28.43	58.59 30.16	0.59	
3	2	4	 THA - P.YOSOPHON Jiratida		28.29 28.29	58.92 30.63	0.92	
4	1	3	 MAS - CHAN Kah Yan		28.73 28.73	59.60 30.87	1.60	
4	2	3	 SIN - ONG Chui Bin Mylene		28.85 28.85	59.60 30.75	1.60	
6	2	5	 MAS - LEUNG Chii Lin		28.75 28.75	59.88 31.13	1.88	
7	2	6	 INA - LEKSONO Felicia		28.88 28.88	1:00.31 31.43	2.31	
8	1	6	 PHI - GONZALEZ Celina		29.03 29.03	1:01.95 32.92	3.95	
9	2	7	 CAM - SENG Samphors		35.70 35.70	1:15.89 40.19	17.89	
10	2	2	 LAO - VILAYPHONE Vongphachanh		36.65 36.65	1:19.33 42.68	21.33	
11	1	2	 LAO - S.LAMPHONE Keutla		36.97 36.97	1:19.39 42.42	21.39	

200m Backstroke Men

Event Record	Mark	Name	Location	Date
Asia	1:57.17	JPN - NAKANO Takashi	Tokyo (JPN)	1 September 2006
SEA Games	2:00.96	PHI - PAPA Raymond	Jarkata (INA)	12 October 1997

Finals

Rk	Lane	Name	R.T.	50 m	100 m	150 m	200 m	Tbh.	Rec. Ind.
1	5	PHI - ARABEJO Ryan		[5] 30.43 30.43	[2] 1:02.20 31.77	[1] 1:34.39 32.19	[1] 2:05.82 31.43		
2	4	SIN - ONG Zach		[2] 30.07 30.07	[3] 1:02.36 32.29	[4] 1:35.77 33.41	[2] 2:08.17 32.40	2.35	
3	3	SIN - CHEAH Mingzhe Marcus		[4] 30.33 30.33	[4] 1:02.60 32.27	[3] 1:35.68 33.08	[3] 2:09.32 33.64	3.50	
4	6	VIE - DO Huy Long		[1] 29.76 29.76	[1] 1:01.48 31.72	[2] 1:35.10 33.62	[4] 2:09.78 34.68	3.96	
5	7	MAS - CHANG Eric		[3] 30.11 30.11	[5] 1:03.45 33.34	[5] 1:37.63 34.18	[5] 2:12.82 35.19	7.00	
6	2	MAS - MELVIN Chua		[6] 32.31 32.31	[6] 1:07.19 34.88	[6] 1:43.89 36.70	[6] 2:20.18 36.29	14.36	

Heats

No Heats

200m Backstroke Women

Event Record	Mark	Name	Location	Date
Asia	2:07.40	CHN - CIHONG H	Rome (ITA)	20 August 2004
SEA Games	2:16.76	PHI - E.THOMSON Akiko	Singapore (SIN)	13 June 1993

Finals

Rk	Lane	Name	R.T.	50 m	100 m	150 m	200 m	Tbh.	Rec. Ind.
1	4	MAS - LEW Yih Wey		[3] 33.02 33.02	[1] 1:07.43 34.41	[1] 1:42.42 34.99	[1] 2:17.39 34.97		
2	5	THA - T.SOONTHORN Nimitta		[4] 33.26 33.26	[3] 1:08.37 35.11	[2] 1:44.73 36.36	[2] 2:20.84 36.11	3.45	
3	3	SIN - LIM Jia Yi Shana		[1] 32.32 32.32	[2] 1:07.85 35.53	[3] 1:44.76 36.91	[3] 2:21.43 36.67	4.04	
4	7	MAS - CHENG Karmen		[5] 33.81 33.81	[5] 1:09.48 35.67	[4] 1:45.82 36.34	[4] 2:21.84 36.02	4.45	
5	2	THA - K.CHAIWONG Wenika		[2] 32.73 32.73	[4] 1:08.45 35.72	[5] 1:46.09 37.64	[5] 2:24.71 38.62	7.32	
6	1	SIN - GOH Wan Ting		[7] 34.20 34.20	[7] 1:10.75 36.55	[6] 1:48.22 37.47	[6] 2:25.70 37.48	8.31	
7	6	INA - JONG Yuliana		[6] 34.01 34.01	[6] 1:10.74 36.73	[7] 1:49.06 38.32	[7] 2:27.29 38.23	9.90	
8	8	INA - SEPTIANI Shelomita		[8] 34.01 34.01	[8] 1:10.74 36.73	[8] 1:49.06 38.32	[8] 2:27.29 38.23	12.65	

				34.44	1:11.70	1:51.15	2:30.04		
				34.44	37.26	39.45	38.89		

Heats

No Heats

400m Individual Medley Men

Event Record	Mark	Name	Location	Date
Asia	4:14.79	JPN - MIKI J	Tokyo (JPN)	20 April 2004
SEA Games	4:23.20	THA - SIRISANONT Ratapong	Hanoi (VIE)	12 June 2003

Finals

Rk	Lane	Name	R.T.	50 m	100 m	150 m	200 m	250 m	300 m	350 m	400 m	Tbh.	Rec. Ind.
1	4	PHI MOLINA Miguel		[3] 29.56 29.56	[3] 1:02.66 33.10	[3] 1:39.85 37.19	[2] 2:15.52 35.67	[2] 2:51.84 36.32	[1] 3:27.92 36.08	[1] 3:59.04 31.12	[1] 4:28.85 29.81		
2	5	INA NASUTION Muhammad		[1] 28.78 28.78	[1] 1:01.16 32.38	[1] 1:36.84 35.68	[1] 2:12.04 35.20	[1] 2:49.98 37.94	[2] 3:27.97 37.99	[2] 3:59.05 31.08	[2] 4:28.91 29.86	0.06	
3	3	SIN LIM Zhi Cong		[5] 30.24 30.24	[5] 1:04.33 34.09	[4] 1:40.02 35.69	[3] 2:16.37 36.35	[3] 2:56.02 39.65	[3] 3:36.32 40.30	[3] 4:08.95 32.63	[3] 4:40.42 31.47	11.57	
4	8	SIN NG Tze Kang		[2] 28.97 28.97	[2] 1:01.72 32.75	[2] 1:39.77 38.05	[4] 2:17.73 37.96	[5] 2:58.59 40.86	[5] 3:40.42 41.83	[5] 4:12.71 32.29	[4] 4:44.06 31.35	15.21	
5	7	INA ARFIANTO Billy		[7] 30.73 30.73	[6] 1:05.41 34.68	[6] 1:42.53 37.12	[6] 2:20.73 38.20	[4] 2:57.86 37.13	[4] 3:36.75 38.89	[4] 4:11.97 35.22	[5] 4:45.70 33.73	16.85	
6	2	VIE VO Thai Nguyen		[4] 29.74 29.74	[4] 1:03.20 33.46	[5] 1:41.05 37.85	[5] 2:18.12 37.07	[6] 3:00.61 42.49	[6] 3:42.80 42.19	[6] 4:16.43 33.63	[6] 4:49.02 32.59	20.17	
7	6	MAS MELVIN Chua		[8] 30.76 30.76	[8] 1:06.84 36.08	[8] 1:45.18 38.34	[7] 2:21.66 36.48	[7] 3:03.00 41.34	[7] 3:45.29 42.29	[7] 4:19.64 34.35	[7] 4:52.93 33.29	24.08	
8	1	MAS LAU Zheng Fong		[6] 30.37 30.37	[7] 1:05.61 35.24	[7] 1:44.62 39.01	[8] 2:23.33 38.71	[8] 3:05.90 42.57	[8] 3:49.21 43.31	[8] 4:24.14 34.93	[8] 4:57.75 33.61	28.90	

Heats







No Heats

200m Individual Medley Women

Event Record	Mark	Name	Location	Date
Asia	2:09.72	CHN - YANYAN WU	Shanghai (CHN)	17 October 1997
SEA Games	2:17.17	SIN - YEO Joscelin	Bandar S.Begawan (BRU)	8 August 1999

Finals



Rk	Lane	Name	R.T.	50 m	100 m	150 m	200 m	Tbh.	Rec. Ind.
1	4	MAS - SIOW Yi Ting		[2] 30.38 30.38	[2] 1:06.48 36.10	[1] 1:45.21 38.73	[1] 2:18.52 33.31		
2	5	SIN - TAO Li		[1] 29.70 29.70	[1] 1:05.90 36.20	[2] 1:47.81 41.91	[2] 2:20.80 32.99	2.28	

3	3	 THA - T.SOONTHORN Nimitta	[8] 31.86 31.86	[4] 1:07.29 35.43	[3] 1:49.82 42.53	[3] 2:21.22 31.40	2.70
4	6	 MAS - LEW Yih Wey	[7] 31.64 31.64	[6] 1:08.12 36.48	[4] 1:49.88 41.76	[4] 2:22.34 32.46	3.82
5	1	 INA - MARITHA Fibriani	[6] 31.22 31.22	[3] 1:07.06 35.84	[5] 1:50.37 43.31	[5] 2:23.08 32.71	4.56
6	7	 PHI - TOTTEN Erica	[5] 31.08 31.08	[8] 1:10.07 38.99	[7] 1:53.06 42.99	[6] 2:24.49 31.43	5.97
7	2	 SIN - QUAH Ting Wen	[4] 30.93 30.93	[5] 1:07.32 36.39	[6] 1:52.58 45.26	[7] 2:26.73 34.15	8.21
8	8	 INA - JIWAJENNIE Audrey	[3] 30.88 30.88	[7] 1:09.53 38.65	[8] 1:53.60 44.07	[8] 2:28.12 34.52	9.60




Heats



No Heats

4x200m Freestyle Relay Men

Event Record	Mark	Name	Location	Date
Asia	7:13.60	 JPN - Japan	Montreal (CAN)	29 July 2005
SEA Games	7:35.85	 SIN - Singapore	Los Banos Laguna (PHI)	29 November 2005

Finals

Rk	Lane	Name	R.T.	50 m	100 m	150 m	200 m	250 m	300 m	350 m	400 m	Tbh.	Rec. Ind.
1	3	 SIN Singapore		[1] 26.00 26.00	[1] 53.85 27.85	[1] 1:22.68 28.83	[1] 1:52.32 29.64	[1] 2:18.51 26.19	[1] 2:47.07 28.56	[1] 3:16.93 29.86	[1] 3:47.36 30.43		
				[1] 4:15.27 27.91	[1] 4:46.13 30.86	[1] 5:16.21 30.08	[2] 5:45.27 29.06	[3] 6:12.09 26.82	[1] 6:40.69 28.60	[1] 7:09.90 29.21	[1] 7:38.62 28.72		
2	4	 THA Thailand		[3] 27.34 27.34	[3] 57.00 29.66	[3] 1:26.17 29.17	[2] 1:55.05 28.88	[2] 2:22.19 27.14 0.00	[2] 2:51.77	[2] 3:22.10 30.33	[2] 3:51.61 29.51		
				[2] 4:18.30 26.69	[3] 4:47.14 28.84	[3] 5:17.22 30.08	[3] 5:46.98 29.76	[1] 5:57.36 10.38	[3] 6:42.84 45.48	[3] 7:13.27 30.43	[2] 7:43.26 29.99	4.64	
3	5	 MAS Malaysia		[4] 27.72 27.72	[4] 57.80 30.08	[4] 1:28.58 30.78	[4] 1:58.76 30.18	[4] 2:25.26 26.50 0.00	[4] 2:54.39	[4] 3:23.85 29.46	[3] 3:52.57 28.72		

				<u>450 m</u>	<u>500 m</u>	<u>550 m</u>	<u>600 m</u>	<u>650 m</u>	<u>700 m</u>	<u>750 m</u>	<u>800 m</u>	4.66	
				[3] 4:18.40 25.83	[2] 4:46.85 28.45	[2] 5:16.41 29.56	[1] 5:45.11 28.70	[2] 6:11.88 26.77	[2] 6:41.41 29.53	[2] 7:12.48 31.07	[3] 7:43.28 30.80		
4	6	 INA Indonesia		<u>50 m</u>	<u>100 m</u>	<u>150 m</u>	<u>200 m</u>	<u>250 m</u>	<u>300 m</u>	<u>350 m</u>	<u>400 m</u>		
				[2] 26.77 26.77	[2] 56.10 29.33	[2] 1:26.01 29.91	[3] 1:56.83 30.82	[3] 2:23.26 26.43 0.00	[3] 2:52.91	[3] 3:23.01 30.10	[4] 3:52.98 29.97		
				<u>450 m</u>	<u>500 m</u>	<u>550 m</u>	<u>600 m</u>	<u>650 m</u>	<u>700 m</u>	<u>750 m</u>	<u>800 m</u>	10.35	
				[4] 4:19.89 26.91	[4] 4:49.56 29.67	[4] 5:19.95 30.39	[4] 5:50.79 30.84	[4] 6:17.98 27.19	[4] 6:47.35 29.37	[4] 7:17.85 30.50	[4] 7:48.97 31.12		
DNS	2	 MYA Myanmar		DNS									




Heats

No Heats

4x200m Freestyle Relay Women



Event Record	Mark	Name	Location	Date
Asia	7:55.97	 CHN - People's Republic of China	Athens (GRE)	1 October 2002
SEA Games	8:24.93	 THA - Thailand	Los Banos Laguna (PHI)	29 November 2005

Finals






Rk	Lane	Name	R.T.									Tbh.	Rec. Ind.
1	5	 THA Thailand		<u>50 m</u>	<u>100 m</u>	<u>150 m</u>	<u>200 m</u>	<u>250 m</u>	<u>300 m</u>	<u>350 m</u>	<u>400 m</u>		
				[1] 29.72 29.72	[1] 1:01.47 31.75	[1] 1:33.30 31.83	[1] 2:05.38 32.08	[2] 2:34.59 29.21	[2] 3:05.72 31.13	[1] 3:37.43 31.71	[1] 4:09.60 32.17		
				<u>450 m</u>	<u>500 m</u>	<u>550 m</u>	<u>600 m</u>	<u>650 m</u>	<u>700 m</u>	<u>750 m</u>	<u>800 m</u>		GR
				[1] 4:37.89 28.29	[1] 5:08.71 30.82	[1] 5:41.86 33.15	[1] 6:16.28 34.42	[1] 6:45.64 29.36	[1] 7:17.24 31.60	[1] 7:49.57 32.33	[1] 8:20.77 31.20		
2	4	 SIN Singapore		<u>50 m</u>	<u>100 m</u>	<u>150 m</u>	<u>200 m</u>	<u>250 m</u>	<u>300 m</u>	<u>350 m</u>	<u>400 m</u>		
				[3] 30.08 30.08	[3] 1:02.50 32.42	[3] 1:35.65 33.15	[3] 2:08.18 32.53	[3] 2:37.11 28.93	[3] 3:08.47 31.36	[3] 3:41.01 32.54	[3] 4:14.12 33.11		
				<u>450 m</u>	<u>500 m</u>	<u>550 m</u>	<u>600 m</u>	<u>650 m</u>	<u>700 m</u>	<u>750 m</u>	<u>800 m</u>	5.46	
				[2] 4:42.37 28.25	[2] 5:13.97 31.60	[2] 5:47.48 33.51	[3] 6:21.44 33.96	[2] 6:49.24 27.80	[2] 7:20.66 31.42	[2] 7:53.76 33.10	[2] 8:26.23 32.47		
3	6	 MAS Malaysia		<u>50 m</u>	<u>100 m</u>	<u>150 m</u>	<u>200 m</u>	<u>250 m</u>	<u>300 m</u>	<u>350 m</u>	<u>400 m</u>		
				[1] 29.72 29.72	[2] 1:01.59 31.87	[2] 1:34.47	[2] 2:05.49 31.02	[1] 2:33.86 28.37	[1] 3:05.26 31.40	[2] 3:38.46	[2] 4:13.32 34.86		

8 Dec 07 (Saturday)

100m Freestyle Men


Event Record	Mark	Name	Location	Date
Asia	49.56	 CHN - CHEN Zuo	Nanking (CHN)	17 October 2005
SEA Games	50.80	 INA - SAM BERA Richard	Kuala Lumpur (MAS)	10 September 2001

Finals



Rk	Lane	Name	R.T.	50 m	100 m	Tbh.	Rec. Ind.
1	3	 SIN - TAY Zhirong Bryan		[1] 24.76 24.76	[1] 51.23 26.47		
2	5	 MAS - BEGO Daniel		[2] 25.02 25.02	[2] 51.53 26.51	0.30	
3	4	 PHI - UY Kendrick		[4] 25.25 25.25	[3] 52.16 26.91	0.93	
4	6	 SIN - ONG Russell		[3] 25.12 25.12	[4] 52.24 27.12	1.01	
5	7	 INA - SUTANTO Glenn		[5] 25.61 25.61	[5] 53.11 27.50	1.88	
6	1	 THA - KITTIPUTE Kunanon		[6] 25.68 25.68	[6] 53.55 27.87	2.32	
7	2	 INA - WIBOWO Andy		[7] 25.74 25.74	[7] 54.00 28.26	2.77	
8	8	 MAS - YEAP Kevin		[8] 26.83 26.83	[8] 54.49 27.66	3.26	

Heats









Rk	Heat	Lane	Name	R.T.	50 m	100 m	Tbh.	Rec. Ind.
1	1	5	 PHI - UY Kendrick		25.54 25.54	52.72 27.18		
2	2	4	 MAS - BEGO Daniel		25.45 25.45	53.07 27.62	0.35	
3	1	4	 SIN - TAY Zhirong Bryan		26.11 26.11	53.11 27.00	0.39	
4	2	5	 SIN - ONG Russell		25.38 25.38	53.19 27.81	0.47	
5	1	6	 INA - WIBOWO Andy		26.08 26.08	53.81 27.73	1.09	
6	2	6	 INA - SUTANTO Glenn		26.82 26.82	54.42 27.60	1.70	
7	1	3	 THA - KITTIPUTE Kunanon		26.33 26.33	54.57 28.24	1.85	
8	2	3	 MAS - YEAP Kevin		26.89 26.89	54.68 27.79	1.96	
9	1	7	 MYA - AUNG Kyaw moe		27.22 27.22	57.08 29.86	4.36	
10	2	1	 MYA - KYAW Zin		27.53 27.53	57.53 30.00	4.81	
11	2	2	 THA - EAMKAI Pattachat		27.31 27.31	58.20 30.89	5.48	
12	1	2	 LAO - B.THANOM		29.48	1:01.68	8.96	

			Vongphachanh		29.48	32.20		
13	2	7	 LAO - PHOUVANH Phoulueanghong		30.40 30.40	1:04.11 33.71	11.39	

100m Breaststroke Women



Event Record	Mark	Name	Location	Date
Asia	1:06.64	 CHN - XUEJUAN L	Athens (GRE)	20 April 2000
SEA Games	1:11.36	 SIN - YEO Joscelin	Bandar S.Begawan (BRU)	9 August 1999

Finals



Rk	Lane	Name	R.T.	50 m	100 m	Tbh.	Rec. Ind.
1	5	 SIN - TEO Wei-min Nicolette		[1] 33.27 33.27	[1] 1:10.15 36.88		GR
2	4	 MAS - SIOW Yi Ting		[2] 34.14 34.14	[2] 1:12.65 38.51	2.50	
3	3	 PHI - PANGILINAN Jaclyn		[3] 34.72 34.72	[3] 1:13.57 38.85	3.42	
4	2	 VIE - TRAN Thi Thuan		[4] 35.13 35.13	[4] 1:15.56 40.43	5.41	
5	6	 PHI - CORDERO Denjylie		[5] 35.20 35.20	[5] 1:15.67 40.47	5.52	
6	7	 THA - SARA KARN Phantira		[6] 35.97 35.97	[6] 1:16.10 40.13	5.95	
7	1	 MAS - RAJA SHAHROM Azlina		[6] 35.97 35.97	[7] 1:16.71 40.74	6.56	
8	8	 THA - P.SANGROJ Tassamol		[8] 36.25 36.25	[8] 1:17.43 41.18	7.28	

Heats









Rk	Heat	Lane	Name	R.T.	50 m	100 m	Tbh.	Rec. Ind.
1	1	4	 MAS - SIOW Yi Ting		34.20 34.20	1:12.11 37.91		
2	2	4	 SIN - TEO Wei-min Nicolette		34.60 34.60	1:13.04 38.44	0.93	
3	2	5	 PHI - PANGILINAN Jaclyn		34.88 34.88	1:13.65 38.77	1.54	
4	1	3	 PHI - CORDERO Denjylie		35.98 35.98	1:15.33 39.35	3.22	
5	1	7	 VIE - TRAN Thi Thuan		35.86 35.86	1:16.32 40.46	4.21	
6	2	6	 THA - SARA KARN Phantira		35.97 35.97	1:16.41 40.44	4.30	
7	1	5	 MAS - RAJA SHAHROM Azlina		35.98 35.98	1:16.74 40.76	4.63	
8	2	3	 THA - P.SANGROJ Tassamol		36.41 36.41	1:17.17 40.76	5.06	
9	1	6	 INA - YUSITA Armainy		36.25 36.25	1:17.20 40.95	5.09	
10	2	2	 INA - JIWAJENNIE Audrey		37.09 37.09	1:17.72 40.63	5.61	
11	1	2	 SIN - GOH Wan Ting		39.43 39.43	1:23.88 44.45	11.77	

12	2	7	 CAM - HEM Thon Vitiny	42.43 42.43	1:27.75 45.32	15.64	
13	2	1	 LAO - T.AKSONE Chindavong	48.93 48.93	1:48.93 1:00.00	36.82	

100m Breaststroke Men

Event Record	Mark	Name	Location	Date
Asia	59.53	 JPN - KITAJIMA Kosuke	Montreal (CAN)	25 June 2005
SEA Games	1:02.96	 MAS - CHIA Elvin	Bandar S.Begawan (BRU)	9 August 1999

Finals

Rk	Lane	Name	R.T.	50 m	100 m	Tbh.	Rec. Ind.
1	2	 VIE - NGUYEN Huu Viet		[1] 30.45 30.45	[1] 1:03.73 33.28		
2	4	 THA - A.PAIWAN Worrawuti		[2] 30.48 30.48	[2] 1:03.95 33.47	0.22	
3	1	 THA - MATJIUR Radomyos		[4] 30.87 30.87	[3] 1:04.66 33.79	0.93	
4	5	 INA - YUDHIANTO Herry		[6] 31.27 31.27	[4] 1:05.32 34.05	1.59	
5	3	 INA - ARFIANTO Billy		[5] 31.21 31.21	[5] 1:05.88 34.67	2.15	
6	6	 SIN - TAN Jin Leonard		[3] 30.66 30.66	[6] 1:06.10 35.44	2.37	
7	8	 SIN - TAN Jinwen Mark		[8] 31.45 31.45	[7] 1:06.18 34.73	2.45	
8	7	 MAS - YAP See Tuan		[7] 31.32 31.32	[8] 1:06.82 35.50	3.09	

Heats









Rk	Heat	Lane	Name	R.T.	50 m	100 m	Tbh.	Rec. Ind.
1	1	4	 THA - A.PAIWAN Worrawuti		31.44 31.44	1:05.49 34.05		
2	1	5	 INA - YUDHIANTO Herry		30.95 30.95	1:05.56 34.61	0.07	
3	2	3	 INA - ARFIANTO Billy		31.34 31.34	1:06.63 35.29	1.14	
4	1	3	 SIN - TAN Jin Leonard		31.35 31.35	1:06.67 35.32	1.18	
5	2	4	 VIE - NGUYEN Huu Viet		31.64 31.64	1:06.98 35.34	1.49	
6	1	6	 MAS - YAP See Tuan		31.61 31.61	1:07.06 35.45	1.57	
7	2	5	 THA - MATJIUR Radomyos		32.44 32.44	1:07.11 34.67	1.62	
8	2	6	 SIN - TAN Jinwen Mark		32.05 32.05	1:07.30 35.25	1.81	
9	2	2	 MAS - LAU Zheng Fong		32.63 32.63	1:10.82 38.19	5.33	
10	1	2	 CAM - HEMTHON Ponleou		35.75 35.75	1:16.17 40.42	10.68	
11	2	7	 LAO - ANOULACK Vilayphone		37.04 37.04	1:19.86 42.82	14.37	

DNS	1	7	 MYA - YE Myint Hane	DNS		
-----	---	---	--	-----	--	--









400m Freestyle Women


Event Record	Mark	Name	Location	Date
Asia	4:05.00	 CHN - CHEN Y	Shanghai (CHN)	2 October 2002
SEA Games	4:19.13	 THA - TACHAKITTIRANAN Pilin	Bandar S.Begawan (BRU)	9 August 1999

Finals

Rk	Lane	Name	R.T.	50 m	100 m	150 m	200 m	250 m	300 m	350 m	400 m	Tbh.	Rec. Ind.
1	5	 MAS KHOO Cai Lin		[4] 29.69 29.69	[3] 1:01.87 32.18	[4] 1:35.15 33.28	[1] 2:07.86 32.71	[1] 2:40.99 33.13	[1] 3:14.28 33.29	[1] 3:47.02 32.74	[1] 4:18.20 31.18		GR
2	3	 THA J.KRAJANG Natthanan		[3] 29.65 29.65	[4] 1:01.94 32.29	[2] 1:34.95 33.01	[3] 2:08.30 33.35	[2] 2:41.70 33.40	[2] 3:15.15 33.45	[2] 3:48.10 32.95	[2] 4:20.01 31.91	1.81	
3	6	 THA S.VATANA Rutai		[5] 30.03 30.03	[5] 1:02.47 32.44	[5] 1:35.52 33.05	[5] 2:08.83 33.31	[4] 2:42.51 33.68	[3] 3:16.03 33.52	[3] 3:49.73 33.70	[3] 4:22.55 32.82	4.35	
4	1	 SIN QUAH Ting Wen		[1] 29.28 29.28	[2] 1:01.84 32.56	[3] 1:35.04 33.20	[4] 2:08.70 33.66	[5] 2:42.87 34.17	[5] 3:17.47 34.60	[5] 3:51.81 34.34	[4] 4:23.77 31.96	5.57	
5	2	 SIN LIM Shu-en Lynette		[2] 29.54 29.54	[1] 1:01.62 32.08	[1] 1:34.49 32.87	[2] 2:08.02 33.53	[3] 2:41.75 33.73	[4] 3:16.07 34.32	[4] 3:50.49 34.42	[5] 4:24.72 34.23	6.52	
6	4	 PHI TOTTEN Erica		[6] 30.20 30.20	[6] 1:03.13 32.93	[6] 1:36.22 33.09	[6] 2:09.60 33.38	[6] 2:43.53 33.93	[6] 3:17.63 34.10	[6] 3:52.15 34.52	[6] 4:25.62 33.47	7.42	
7	7	 MAS ONG Ming Xiu		[7] 30.67 30.67	[7] 1:03.20 32.53	[7] 1:36.71 33.51	[7] 2:10.50 33.79	[7] 2:45.03 34.53	[7] 3:19.94 34.91	[7] 3:55.31 35.37	[7] 4:30.13 34.82	11.93	
8	8	 PHI GANDIONCO Georgina		[8] 31.15 31.15	[8] 1:04.03 32.88	[8] 1:38.00 33.97	[8] 2:12.39 34.39	[8] 2:46.89 34.50	[8] 3:21.87 34.98	[8] 3:56.52 34.65	[8] 4:30.93 34.41	12.73	

Heats









Rk	Heat	Lane	Name	R.T.	50 m	100 m	150 m	200 m	250 m	300 m	350 m	400 m	Tbh.	Rec. Ind.
1	2	6	 PHI TOTTEN Erica		31.60 31.60	1:05.44 33.84	1:39.38 33.94	2:13.45 34.07	2:46.55 33.10	3:19.56 33.01	3:53.46 33.90	4:26.84 33.38		
2	2	4	 MAS KHOO Cai Lin		31.63 31.63	1:04.99 33.36	1:39.16 34.17	2:13.43 34.27	2:48.17 34.74	3:22.71 34.54	3:57.60 34.89	4:30.87 33.27	4.03	
3	2	3	 THA J.KRAJANG Natthanan		31.75 31.75	1:05.26 33.51	1:39.34 34.08	2:13.51 34.17	2:48.26 34.75	3:22.60 34.34	3:57.75 35.15	4:31.02 33.27	4.18	
4	2	5	 THA S.VATANA Rutai		31.75 31.75	1:05.19 33.44	1:39.39 34.20	2:13.77 34.38	2:48.62 34.85	3:23.05 34.43	3:58.08 35.03	4:31.81 33.73	4.97	
5	1	4	 SIN LIM Shu-en Lynette		31.12 31.12	1:04.10 32.98	1:38.18 34.08	2:12.52 34.34	2:47.52 35.00	3:22.49 34.97	3:57.77 35.28	4:32.04 34.27	5.20	
6	1	3	 MAS ONG Ming Xiu		31.52 31.52	1:04.75 33.23	1:39.13 34.38	2:13.79 34.66	2:48.41 34.62	3:23.57 35.16	3:58.56 34.99	4:33.16 34.60	6.32	
7	1	5	 SIN QUAH Ting Wen		31.31 31.31	1:04.70 33.39	1:38.86 34.16	2:13.67 34.81	2:48.48 34.81	3:23.61 35.13	3:59.29 35.68	4:33.66 34.37	6.82	
8	1	6	 PHI		31.59 31.59	1:05.40 33.81	1:39.89 34.49	2:14.63 34.74	2:49.62 34.99	3:24.68 35.06	3:59.60 34.92	4:33.84 34.24	7.00	

			GANDIONCO Georgina											
9	2	2	 INA JONG Yuliana	32.59 32.59	1:07.56 34.97	1:43.49 35.93	2:19.77 36.28	2:56.50 36.73	3:33.21 36.71	4:09.34 36.13	4:46.32 36.98	19.48		

200m Individual Medley Men

Event Record	Mark	Name	Location	Date
Asia	1:59.81	 JPN - TAKAKUWA Ken	Victoria (CAN)	20 August 2006
SEA Games	2:03.54	 THA - SIRISANONT Ratapong	Hanoi (VIE)	7 December 2003

Finals

Rk	Lane	Name	R.T.	50 m	100 m	150 m	200 m	Tbh.	Rec. Ind.
1	4	 PHI - MOLINA Miguel		[1] 27.46 27.46	[1] 1:00.23 32.77	[1] 1:35.92 35.69	[1] 2:05.50 29.58		
2	3	 THA - MATJIUR Radomyos		[3] 27.68 27.68	[5] 1:02.11 34.43	[2] 1:38.66 36.55	[2] 2:09.12 30.46	3.62	
3	5	 INA - NASUTION Muhammad		[2] 27.66 27.66	[4] 1:01.62 33.96	[3] 1:39.40 37.78	[3] 2:09.25 29.85	3.75	
4	6	 SIN - LIM Zhi Cong		[6] 28.06 28.06	[3] 1:01.27 33.21	[4] 1:39.83 38.56	[4] 2:10.97 31.14	5.47	
5	2	 THA - P.WATANA Thany.		[5] 28.04 28.04	[2] 1:00.69 32.65	[5] 1:40.78 40.09	[5] 2:11.79 31.01	6.29	
6	1	 SIN - THUM Bing Ming		[4] 27.98 27.98	[6] 1:02.15 34.17	[6] 1:42.71 40.56	[6] 2:12.74 30.03	7.24	
7	7	 MAS - MELVIN Chua		[7] 28.70 28.70	[7] 1:03.20 34.50	[7] 1:43.50 40.30	[7] 2:15.64 32.14	10.14	
8	8	 MAS - LAU Zheng Fong		[8] 30.78 30.78	[8] 1:08.32 37.54	[8] 1:48.83 40.51	[8] 2:21.57 32.74	16.07	




Heats




No Heats

4x100m Freestyle Relay Women

Event Record	Mark	Name	Location	Date
Asia	3:37.91	 CHN - People's Republic of China	Rome (ITA)	24 August 2002
SEA Games	3:52.70	 THA - Thailand	Los Banos Laguna (PHI)	30 November 2005

Finals

Rk	Lane	Name	R.T.	50 m	100 m	150 m	200 m	250 m	300 m	350 m	400 m	Tbh.	Rec. Ind.
1	5	 THA Thailand		[2] 28.40 28.40	[1] 58.70 30.30	[1] 1:26.27 27.57	[2] 1:57.65 31.38	[1] 2:24.57 26.92	[1] 2:54.38 29.81	[1] 3:22.21 27.83	[1] 3:51.86 29.65		GR
2	3	 MAS Malaysia		[1] 28.25 28.25	[2] 58.83 30.58	[2] 1:26.49 27.66	[1] 1:57.21 30.72	[2] 2:24.84 27.63	[2] 2:55.01 30.17	[2] 3:23.91 28.90	[2] 3:54.91 31.00	3.05	
3	6	 PHI Philippines		[3] 29.60 29.60	[3] 1:00.78 31.18	[3] 1:29.64 28.86	[3] 2:00.80 31.16	[3] 2:30.28 29.48	[3] 3:01.52 31.24	[3] 3:30.09 28.57	[3] 4:01.72 31.63	9.86	

4	7	 LAO Laos PDR	[4] 36.58 36.58	[4] 1:18.47 41.89	[4] 1:56.33 37.86	[4] 2:37.93 41.60	[4] 3:16.57 38.64	[4] 4:00.82 44.25	[4] 4:38.95 38.13	[4] 5:22.61 43.66	1:30.7 5	
DSQ	2	 INA Indonesia	DSQ									
DSQ	4	 SIN Singapore	DSQ									

Heats

No Heats









[Back to top](#)

9 Dec 07 (Sunday)


400m Freestyle Men

Event Record	Mark	Name	Location	Date
Asia	3:45.72	 KOR - PARK TAE HWAN	Victoria (CAN)	20 August 2006
SEA Games	3:57.34	 THA - SETHASOTHON Torlarp	Chiang Mai (THA)	12 December 1995

Finals

Rk	Lane	Name	R.T.	50 m	100 m	150 m	200 m	250 m	300 m	350 m	400 m	Tbh.	Rec. Ind.
1	6	 THA T.WORAKIART Tharnnawat		[2] 28.12 28.12	[3] 58.54 30.42	[3] 1:29.09 30.55	[3] 1:59.51 30.42	[3] 2:30.08 30.57	[4] 3:00.53 30.45	[3] 3:30.61 30.08	[1] 3:59.08 28.47		
2	3	 SIN CHEAH Mingzhe Marcus		[5] 28.56 28.56	[4] 58.79 30.23	[4] 1:29.36 30.57	[4] 2:00.03 30.67	[4] 2:30.16 30.13	[3] 3:00.15 29.99	[1] 3:30.31 30.16	[2] 3:59.61 29.30	0.53	
3	5	 PHI ARABEJO Ryan		[3] 28.34 28.34	[2] 58.03 29.69	[2] 1:28.49 30.46	[2] 1:59.04 30.55	[2] 2:29.66 30.62	[2] 3:00.14 30.48	[2] 3:30.53 30.39	[3] 3:59.81 29.28	0.73	
4	2	 INA NASUTION Muhammad		[4] 28.36 28.36	[5] 58.90 30.54	[6] 1:29.80 30.90	[5] 2:00.42 30.62	[5] 2:31.25 30.83	[5] 3:02.26 31.01	[4] 3:33.15 30.89	[4] 4:03.15 30.00	4.07	
5	4	 PHI DACERA Nikita		[6] 28.85 28.85	[6] 58.94 30.09	[5] 1:29.72 30.78	[6] 2:00.78 31.06	[6] 2:31.59 30.81	[6] 3:02.61 31.02	[6] 3:33.98 31.37	[5] 4:04.33 30.35	5.25	
6	7	 MAS YEAP Kevin		[1] 27.31 27.31	[1] 56.90 29.59	[1] 1:27.34 30.44	[1] 1:57.69 30.35	[1] 2:28.54 30.85	[1] 3:00.03 31.49	[5] 3:33.25 33.22	[6] 4:04.60 31.35	5.52	
7	1	 SIN LIM Wen Hao Joshua		[7] 29.12 29.12	[7] 1:00.47 31.35	[7] 1:32.13 31.66	[7] 2:04.34 32.21	[7] 2:36.14 31.80	[7] 3:08.48 32.34	[7] 3:40.44 31.96	[7] 4:11.37 30.93	12.29	
8	8	 VIE NGUYEN Van Ty		[8] 29.58 29.58	[8] 1:01.34 31.76	[8] 1:34.10 32.76	[8] 2:06.73 32.63	[8] 2:40.18 33.45	[8] 3:13.40 33.22	[8] 3:47.13 33.73	[8] 4:18.87 31.74	19.79	

Heats

Rk	Lane	Name	R.T.	50 m	100 m	150 m	200 m	250 m	300 m	350 m	400 m	Tbh.	Rec. Ind.
1	5	 SIN CHEAH Mingzhe Marcus		[2] 28.79 28.79	[2] 59.96 31.17	[2] 1:32.06 32.10	[2] 2:03.60 31.54	[2] 2:35.56 31.96	[2] 3:07.55 31.99	[2] 3:39.53 31.98	[1] 4:11.25 31.72		
2	4	 THA T.WORAKIART Tharnnawat		[1] 28.34 28.34	[1] 59.79 31.45	[3] 1:32.30 32.51	[3] 2:04.06 31.76	[3] 2:35.75 31.69	[3] 3:07.60 31.85	[3] 3:39.73 32.13	[2] 4:11.35 31.62	0.10	
3	7	 INA NASUTION Muhammad		[3] 28.96 28.96	[3] 1:00.10 31.14	[1] 1:31.41 31.31	[1] 2:03.36 31.95	[1] 2:34.96 31.60	[1] 3:07.03 32.07	[1] 3:39.48 32.45	[3] 4:11.44 31.96	0.19	
4	6	 SIN LIM Wen Hao Joshua		[4] 29.08 29.08	[4] 1:00.84 31.76	[4] 1:33.19 32.35	[4] 2:05.76 32.57	[4] 2:38.11 32.35	[4] 3:10.51 32.40	[4] 3:42.49 31.98	[4] 4:13.77 31.28	2.52	
5	2	 VIE NGUYEN Van Ty		[5] 30.48 30.48	[5] 1:02.59 32.11	[5] 1:34.74 32.15	[5] 2:07.73 32.99	[5] 2:39.84 32.11	[5] 3:12.14 32.30	[5] 3:44.98 32.84	[5] 4:16.66 31.68	5.41	
6	3	 THA		[6] 30.66 30.66	[6] 1:03.37	[6] 1:36.31	[6] 2:10.20	[6] 2:45.14	[6] 3:19.18	[6] 3:53.93	[6] 4:27.86	16.61	

P.WATANA Thany.		32.71	32.94	33.89	34.94	34.04	34.75	33.93
-----------------	--	-------	-------	-------	-------	-------	-------	-------


100m Backstroke Women





Event Record	Mark	Name	Location	Date
Asia	1:00.16	 CHN - CIHONG H	Rome (ITA)	18 September 2000
SEA Games	1:03.83	 SIN - LI Tao	Los Banos Laguna (PHI)	1 December 2005

Finals


Rk	Lane	Name	R.T.	50 m	100 m	Tbh.	Rec. Ind.
1	4	 SIN - TAO Li		[2] 31.25 31.25	[1] 1:04.05 32.80		
2	5	 SIN - LIM Jia Yi Shana		[1] 31.03 31.03	[2] 1:04.74 33.71	0.69	
3	2	 MAS - CHAI Sook Fun		[3] 32.04 32.04	[3] 1:06.03 33.99	1.98	
4	3	 THA - K.CHAIWONG Wenika		[5] 32.54 32.54	[4] 1:06.56 34.02	2.51	
5	6	 INA - MARITHA Fibriani		[6] 32.78 32.78	[5] 1:07.48 34.70	3.43	
6	1	 MAS - CHUI Lai Kwan		[4] 32.53 32.53	[6] 1:07.89 35.36	3.84	
7	7	 INA - LEKSONO Felicia		[7] 33.38 33.38	[7] 1:09.77 36.39	5.72	
8	8	 PHI - SANTIAGO Nicole		[8] 34.50 34.50	[8] 1:10.66 36.16	6.61	

Heats






Rk	Heat	Lane	Name	R.T.	50 m	100 m	Tbh.	Rec. Ind.
1	2	4	 SIN - TAO Li		32.01 32.01	1:06.53 34.52		
2	1	4	 SIN - LIM Jia Yi Shana		31.24 31.24	1:06.91 35.67	0.38	
3	1	5	 THA - K.CHAIWONG Wenika		32.69 32.69	1:07.87 35.18	1.34	
4	1	6	 INA - MARITHA Fibriani		32.74 32.74	1:08.04 35.30	1.51	
5	2	3	 MAS - CHAI Sook Fun		33.93 33.93	1:08.99 35.06	2.46	
6	2	6	 INA - LEKSONO Felicia		33.36 33.36	1:09.15 35.79	2.62	
7	2	5	 MAS - CHUI Lai Kwan		33.80 33.80	1:09.39 35.59	2.86	
8	2	2	 PHI - SANTIAGO Nicole		34.53 34.53	1:11.06 36.53	4.53	

9	1	2	 CAM - SENG Samphors	40.40	1:24.58	18.05
				40.40	44.18	
10	1	3	 THA - J.KRAJANG Natthanan	41.04	1:25.66	19.13
				41.04	44.62	
11	2	7	 LAO - S.LAMNGEUN Keutla	44.66	1:33.74	27.21
				44.66	49.08	
12	1	7	 LAO - DAOEHEUANG Inthavong	48.82	1:40.20	33.67
				48.82	51.38	

100m Backstroke Men


Event Record	Mark	Name	Location	Date
Asia	53.85	 JPN - MORITA T	Tokyo (JPN)	21 April 2006
SEA Games	56.16	 MAS - KENG LIAT Lim	Kuala Lumpur (MAS)	9 November 2001

Finals



Rk	Lane	Name	R.T.	50 m	100 m	Tbh.	Rec. Ind.
1	6	 SIN - ONG Zach		[3] 28.81 28.81	[1] 59.46 30.65		
2	4	 INA - SUTANTO Glenn		[4] 28.82 28.82	[2] 59.56 30.74	0.10	
3	3	 VIE - DO Huy Long		[2] 28.65 28.65	[3] 59.60 30.95	0.14	
4	2	 THA - SUKSUPHAK Suriya		[1] 28.13 28.13	[4] 59.79 31.66	0.33	
5	5	 MAS - LINVERN Lim		[5] 29.09 29.09	[5] 1:00.09 31.00	0.63	
6	1	 MAS - CHANG Eric		[6] 29.35 29.35	[6] 1:01.02 31.67	1.56	
7	7	 SIN - LIM Zhi Cong		[6] 29.35 29.35	[7] 1:01.08 31.73	1.62	
8	8	 MYA - KYAW Zin		[8] 32.31 32.31	[8] 1:05.97 33.66	6.51	

Heats

Rk	Heat	Lane	Name	R.T.	50 m	100 m	Tbh.	Rec. Ind.
1	2	5	 INA - SUTANTO Glenn		29.81 29.81	1:00.18 30.37		
2	1	5	 MAS - LINVERN Lim		29.51 29.51	1:00.78 31.27	0.60	
3	2	4	 VIE - DO Huy Long		29.80 29.80	1:01.27 31.47	1.09	
4	2	3	 SIN - ONG Zach		29.67 29.67	1:01.74 32.07	1.56	
5	1	4	 THA - SUKSUPHAK Suriya		29.97 29.97	1:01.77 31.80	1.59	
6	1	3	 SIN - LIM Zhi Cong		29.78 29.78	1:01.91 32.13	1.73	
7	2	2	 MAS - CHANG Eric		30.76 30.76	1:02.72 31.96	2.54	
8	1	6	 MYA - KYAW Zin		32.49 32.49	1:06.74 34.25	6.56	
9	1	2	 LAO - B.THANOM Vongphachanh		36.49 36.49	1:14.78 38.29	14.60	

10	2	6	 LAO - SONEMINA Phamixay	38.69 38.69	1:21.72 43.03	21.54
----	---	---	--	----------------	-------------------------	-------

100m Butterfly Women



Event Record	Mark	Name	Location	Date
Asia	58.38	 CHN - LIMIN Liu	Hiroshima (JPN)	21 April 2004
SEA Games	59.91	 SIN - YEO Joscelin	Los Banos Laguna (PHI)	1 December 2005

Finals

Rk	Lane	Name	R.T.	50 m	100 m	Tbh.	Rec. Ind.
1	4	 SIN - TAO Li		[1] 28.37 28.37	[1] 1:00.33 31.96		
2	5	 MAS - LOS SANTOS Louisa		[3] 28.88 28.88	[2] 1:02.08 33.20	1.75	
3	3	 MAS - LIEW Marelyn		[2] 28.73 28.73	[3] 1:02.25 33.52	1.92	
4	6	 THA - P.MUENWAI Natnapa		[4] 29.88 29.88	[4] 1:02.64 32.76	2.31	
5	7	 INA - KURNIAWAN Ira		[7] 30.76 30.76	[5] 1:03.77 33.01	3.44	
6	2	 THA - T.TIRANAN Pilin		[4] 29.88 29.88	[6] 1:04.66 34.78	4.33	
7	8	 PHI - TOTTEN Erica		[8] 31.64 31.64	[7] 1:05.36 33.72	5.03	
8	1	 INA - LAURENTS Jessica		[6] 30.50 30.50	[8] 1:05.77 35.27	5.44	

Heats








Rk	Heat	Lane	Name	R.T.	50 m	100 m	Tbh.	Rec. Ind.
1	2	4	 SIN - TAO Li		30.20 30.20	1:03.82 33.62		
2	1	3	 MAS - LOS SANTOS Louisa		29.98 29.98	1:04.03 34.05	0.21	
3	1	5	 MAS - LIEW Marelyn		29.85 29.85	1:04.21 34.36	0.39	
4	1	4	 THA - P.MUENWAI Natnapa		30.59 30.59	1:04.37 33.78	0.55	
5	2	3	 THA - T.TIRANAN Pilin		30.21 30.21	1:04.40 34.19	0.58	
6	2	5	 INA - KURNIAWAN Ira		30.58 30.58	1:04.78 34.20	0.96	
7	1	6	 INA - LAURENTS Jessica		31.17 31.17	1:05.44 34.27	1.62	
8	2	2	 PHI - TOTTEN Erica		31.45 31.45	1:05.72 34.27	1.90	

9	1	2	 PHI - GANDIONCO Georgina	31.89 31.89	1:06.03 34.14	2.21
DNS	2	6	 SIN - ONG Chui Bin Mylene	DNS		

100m Butterfly Men

Event Record	Mark	Name	Location	Date
Asia	52.27	 JPN - YAMAMOTO T	Barcelona (ESP)	26 June 2003
SEA Games	55.04	 MAS - KENG LIAT Lim	Hanoi (VIE)	30 July 2003

Finals



Rk	Lane	Name	R.T.	50 m	100 m	Tbh.	Rec. Ind.
1	1	 MAS - BEGO Daniel		[1] 25.16 25.16	[1] 54.33 29.17		GR
2	5	 PHI - WALSH James		[4] 26.12 26.12	[2] 55.47 29.35	1.14	
3	4	 INA - WIBOWO Andy		[2] 25.80 25.80	[3] 55.59 29.79	1.26	
4	6	 SIN - TAN Xue-Wei		[5] 26.37 26.37	[4] 55.79 29.42	1.46	
5	3	 INA - UTOMO Donny		[3] 25.95 25.95	[5] 55.81 29.86	1.48	
6	2	 THA - MATJIUR Radomyos		[7] 26.63 26.63	[6] 56.61 29.98	2.28	
7	7	 SIN - SY Shirong Jeffrey		[6] 26.61 26.61	[7] 56.68 30.07	2.35	
8	8	 PHI - DEE Ernest		[8] 26.65 26.65	[8] 56.87 30.22	2.54	

Heats






Rk	Heat	Lane	Name	R.T.	50 m	100 m	Tbh.	Rec. Ind.
1	2	5	 INA - WIBOWO Andy		26.01 26.01	56.13 30.12		
2	1	4	 PHI - WALSH James		26.80 26.80	56.26 29.46	0.13	
3	2	3	 INA - UTOMO Donny		26.47 26.47	56.46 29.99	0.33	
4	1	5	 SIN - TAN Xue-Wei		26.63 26.63	56.62 29.99	0.49	
5	1	6	 THA - MATJIUR Radomyos		27.41 27.41	56.81 29.40	0.68	
6	2	6	 SIN - SY Shirong Jeffrey		27.05 27.05	56.95 29.90	0.82	
7	2	4	 MAS - BEGO Daniel		27.55 27.55	57.28 29.73	1.15	
8	1	3	 PHI - DEE Ernest		26.94 26.94	57.45 30.51	1.32	
9	2	2	 VIE - NGUYEN Thanh Hai		27.50 27.50	57.66 30.16	1.53	
10	1	2	 THA - W.PRAGOB Peerapon		27.39 27.39	58.05 30.66	1.92	
11	2	7	 MAS - LEONG Clement		26.95 26.95	58.21 31.26	2.08	


12	2	8	 MYA - AUNG Kyaw moe	29.05 29.05	1:02.43 33.38	6.30
13	1	1	 CAM - KUN Narak	33.07 33.07	1:11.76 38.69	15.63
14	1	7	 LAO - PHOUVANH Phoulueanghong	34.54 34.54	1:14.88 40.34	18.75
DNF	2	1	 LAO - THEPPHITHAK Chindavong	DNF		

800m Freestyle Women

Event Record	Mark	Name	Location	Date
Asia	8:23.68	 JPN - YAMADA S	Tokyo (JPN)	23 April 2004
SEA Games	8:56.88	 THA - INTAPORN-UDOM Ravee	Jarkata (INA)	14 August 1997

Finals



Rk	Lane	Name	R.T.									Tbh.	Rec. Ind.
1	5	 MAS KHOO Cai Lin		<u>50 m</u>	<u>100 m</u>	<u>150 m</u>	<u>200 m</u>	<u>250 m</u>	<u>300 m</u>	<u>350 m</u>	<u>400 m</u>		
				[1] 30.20 30.20	[1] 1:02.56 32.36	[1] 1:35.55 32.99	[1] 2:08.26 32.71	[1] 2:41.39 33.13	[1] 3:14.77 33.38	[1] 3:48.08 33.31	[1] 4:21.35 33.27		
				<u>450 m</u>	<u>500 m</u>	<u>550 m</u>	<u>600 m</u>	<u>650 m</u>	<u>700 m</u>	<u>750 m</u>	<u>800 m</u>		GR
				[1] 4:54.74 33.39	[1] 5:28.24 33.50	[1] 6:02.13 33.89	[1] 6:35.68 33.55	[1] 7:09.37 33.69	[1] 7:42.87 33.50	[1] 8:15.96 33.09	[1] 8:47.80 31.84		
2	4	 SIN LIM Shu-en Lynette		<u>50 m</u>	<u>100 m</u>	<u>150 m</u>	<u>200 m</u>	<u>250 m</u>	<u>300 m</u>	<u>350 m</u>	<u>400 m</u>		
				[5] 30.98 30.98	[2] 1:03.51 32.53	[3] 1:36.90 33.39	[3] 2:10.36 33.46	[3] 2:44.00 33.64	[3] 3:17.59 33.59	[3] 3:51.31 33.72	[2] 4:25.17 33.86		
				<u>450 m</u>	<u>500 m</u>	<u>550 m</u>	<u>600 m</u>	<u>650 m</u>	<u>700 m</u>	<u>750 m</u>	<u>800 m</u>	8.39	
				[2] 4:59.05 33.88	[2] 5:32.91 33.86	[2] 6:06.73 33.82	[2] 6:40.54 33.81	[2] 7:14.26 33.72	[2] 7:48.37 34.11	[2] 8:22.58 34.21	[2] 8:56.19 33.61		
3	7	 MAS LEW Yih Wey		<u>50 m</u>	<u>100 m</u>	<u>150 m</u>	<u>200 m</u>	<u>250 m</u>	<u>300 m</u>	<u>350 m</u>	<u>400 m</u>		
				[2] 30.67 30.67	[3] 1:03.66 32.99	[2] 1:36.79 33.13	[2] 2:10.19 33.40	[2] 2:43.55 33.36	[2] 3:17.34 33.79	[2] 3:51.30 33.96	[3] 4:25.52 34.22		
				<u>450 m</u>	<u>500 m</u>	<u>550 m</u>	<u>600 m</u>	<u>650 m</u>	<u>700 m</u>	<u>750 m</u>	<u>800 m</u>	12.63	
				[3] 4:59.64 34.12	[3] 5:34.14 34.50	[3] 6:08.59 34.45	[3] 6:43.54 34.95	[4] 7:18.77 35.23	[4] 7:53.67 34.90	[3] 8:27.92 34.25	[3] 9:00.43 32.51		
4	6	 THA S.VATANA Rutai		<u>50 m</u>	<u>100 m</u>	<u>150 m</u>	<u>200 m</u>	<u>250 m</u>	<u>300 m</u>	<u>350 m</u>	<u>400 m</u>		
				[4] 30.81 30.81	[4] 1:03.67 32.86	[4] 1:37.06 33.39	[4] 2:10.58 33.52	[4] 2:44.40 33.82	[4] 3:18.44 34.04	[4] 3:52.53 34.09	[4] 4:26.69 34.16		
				<u>450 m</u>	<u>500 m</u>	<u>550 m</u>	<u>600 m</u>	<u>650 m</u>	<u>700 m</u>	<u>750 m</u>	<u>800 m</u>	13.02	
				[4] 5:00.84 34.15	[4] 5:34.97 34.13	[4] 6:09.39 34.42	[4] 6:43.60 34.21	[3] 7:18.52 34.92	[3] 7:53.56 35.04	[4] 8:28.16 34.60	[4] 9:00.82 32.66		
5	3	 THA T.SOONTHORN Nimitta		<u>50 m</u>	<u>100 m</u>	<u>150 m</u>	<u>200 m</u>	<u>250 m</u>	<u>300 m</u>	<u>350 m</u>	<u>400 m</u>		
				[3] 30.79 30.79	[5] 1:03.86 33.07	[5] 1:37.16 33.30	[5] 2:10.95 33.79	[5] 2:44.55 33.60	[5] 3:18.54 33.99	[5] 3:52.58 34.04	[5] 4:26.81 34.23		
				<u>450 m</u>	<u>500 m</u>	<u>550 m</u>	<u>600 m</u>	<u>650 m</u>	<u>700 m</u>	<u>750 m</u>	<u>800 m</u>	17.01	
				[5] 5:01.22 34.41	[5] 5:35.51 34.29	[5] 6:10.21 34.70	[5] 6:45.18 34.97	[5] 7:20.22 35.04	[5] 7:55.76 35.54	[5] 8:30.86 35.10	[5] 9:04.81 33.95		

DNS	2	 SIN QUAH Ting Wen	DNS										
-----	---	---	-----	--	--	--	--	--	--	--	--	--	--







Heats

No Heats

4x100m Freestyle Relay Men

Event Record	Mark	Name	Location	Date
Asia	3:19.20	 JPN - Japan	Montreal (CAN)	24 August 2005
SEA Games	3:27.48	 SIN - Singapore	Kuala Lumpur (MAS)	10 September 2001

Finals

Rk	Lane	Name	R.T	50 m	100 m	150 m	200 m	250 m	300 m	350 m	400 m	Tbh.	Rec. Ind.
1	6	 SIN Singapore		[1] 25.21 25.21	[1] 51.00 25.79	[1] 1:15.51 24.51	[1] 1:42.73 27.22	[1] 2:07.73 25.00	[1] 2:35.13 27.40	[1] 2:59.56 24.43	[1] 3:26.70 27.14		GR
2	5	 PHI Philippines		[2] 25.28 25.28	[2] 52.48 27.20	[2] 1:16.78 24.30	[2] 1:44.80 28.02	[2] 2:09.60 24.80	[2] 2:37.10 27.50	[2] 3:00.95 23.85	[2] 3:27.70 26.75	1.00	
3	4	 THA Thailand		[5] 26.22 26.22	[4] 53.80 27.58	[3] 1:19.08 25.28	[3] 1:47.07 27.99	[3] 2:12.82 25.75	[3] 2:40.34 27.52	[4] 3:05.87 25.53	[3] 3:32.59 26.72	5.89	
4	1	 INA Indonesia		[3] 25.43 25.43	[3] 53.79 28.36	[4] 1:19.56 25.77	[4] 1:47.70 28.14	[4] 2:13.12 25.42	[4] 2:40.82 27.70	[3] 3:05.76 24.94	[4] 3:33.34 27.58	6.64	
5	3	 MAS Malaysia		[4] 25.98 25.98	[5] 54.40 28.42	[5] 1:19.83 25.43	[5] 1:47.93 28.10	[5] 2:14.54 26.61	[5] 2:43.35 28.81	[5] 3:08.65 25.30	[5] 3:34.97 26.32	8.27	
6	7	 LAO Laos PDR		[6] 29.09 29.09	[6] 1:01.87 32.78	[6] 1:33.06 31.19	[6] 2:06.97 33.91	[6] 2:38.96 31.99	[6] 3:16.34 37.38	[6] 3:49.59 33.25	[6] 4:27.59 38.00	1:00.8 9	
DNS	2	 MYA Myanmar		DNS									



Heats

No Heats









[Back to top](#)

10 Dec 07 (Monday)

50m Freestyle Men

Event Record	Mark	Name	Location	Date
Asia	22.18	 JPN - YAMANOI T	Fukuoka (JPN)	23 June 2001
SEA Games	22.98	 THA - ARWUT Chainapasaen	Los Banos Laguna (PHI)	2 December 2005

Finals

Rk	Lane	Name	R.T.	50 m	Tbh.	Rec. Ind.
1	4	 PHI - COAKLEY Daniel		22.80		GR
2	5	 THA - C.NAPASAEN Arwut		23.24	0.44	
3	6	 SIN - ONG Russell		23.51	0.71	
4	2	 SIN - TAY Zhirong Bryan		23.52	0.72	
5	3	 INA - SAM BERA Richard		23.68	0.88	
6	7	 PHI - UY Kendrick		24.19	1.39	
7	1	 THA - EAMKAI Pattachat		24.28	1.48	
8	8	 MAS - LEONG Clement		24.50	1.70	

Heats

Rk	Heat	Lane	Name	R.T.	50 m	Tbh.	Rec. Ind.
1	1	5	 PHI - COAKLEY Daniel		23.08 23.08		
2	2	4	 THA - C.NAPASAEN Arwut		23.59 23.59	0.51	
3	2	6	 INA - SAM BERA Richard		24.09 24.09	1.01	
4	2	5	 SIN - ONG Russell		24.12 24.12	1.04	
5	1	4	 SIN - TAY Zhirong Bryan		24.25 24.25	1.17	
6	1	3	 PHI - UY Kendrick		24.33 24.33	1.25	
7	2	3	 THA - EAMKAI Pattachat		24.46 24.46	1.38	
8	1	6	 MAS - LEONG Clement		24.76 24.76	1.68	
9	1	1	 MAS - CHANG Eric		25.35 25.35	2.27	
10	2	1	 MYA - KYAW Zin		26.28 26.28	3.20	
11	1	2	 CAM - HEMTHON Ponleou		28.00 28.00	4.92	
12	2	2	 LAO - B.THANOM Vongphachanh		28.20 28.20	5.12	
13	2	7	 CAM - KUN Narak		28.78 28.78	5.70	
14	1	7	 LAO - SONEMINA Phamixay		29.94 29.94	6.86	

200m Breaststroke Women



Event Record	Mark	Name	Location	Date
Asia	2:22.99	 CHN - Qi Hui	Ghangghou (CHN)	23 April 2000
SEA Games	2:31.90	 MAS - YI TING Slow	Kuala Lumpur (MAS)	12 September 2001

Finals



Rk	Lane	Name	R.T.	50 m	100 m	150 m	200 m	Tbh.	Rec. Ind.
1	5	 SIN - TEO Wei-min Nicolette		[2] 35.10 35.10	[2] 1:13.92 38.82	[2] 1:52.01 38.09	[1] 2:31.96 39.95		
2	3	 MAS - SLOW Yi Ting		[1] 34.53 34.53	[1] 1:12.74 38.21	[1] 1:51.73 38.99	[2] 2:32.55 40.82	0.59	
3	4	 PHI - PANGILINAN Jaclyn		[3] 35.36 35.36	[3] 1:14.40 39.04	[3] 1:55.89 41.49	[3] 2:39.16 43.27	7.20	
4	6	 PHI - CORDERO Denjylie		[4] 35.67 35.67	[4] 1:15.84 40.17	[4] 1:57.90 42.06	[4] 2:40.38 42.48	8.42	
5	7	 THA - NARONGRIT Jariyawadee		[8] 38.45 38.45	[6] 1:19.06 40.61	[6] 2:00.42 41.36	[5] 2:41.95 41.53	9.99	
6	2	 VIE - TRAN Thi Thuan		[5] 36.27 36.27	[5] 1:17.64 41.37	[5] 2:00.07 42.43	[6] 2:42.60 42.53	10.64	
7	1	 THA - P.SANGROJ Tassamol		[7] 38.20 38.20	[8] 1:20.38 42.18	[7] 2:02.58 42.20	[7] 2:45.21 42.63	13.25	
8	8	 INA - YUSITA Armainy		[6] 38.12 38.12	[7] 1:19.82 41.70	[8] 2:03.56 43.74	[8] 2:48.69 45.13	16.73	

Heats









Rk	Heat	Lane	Name	R.T.	50 m	100 m	150 m	200 m	Tbh.	Rec. Ind.
1	1	5	 PHI - PANGILINAN Jaclyn		36.27 36.27	1:16.14 39.87	1:57.50 41.36	2:39.56 42.06		
2	1	4	 SIN - TEO Wei-min Nicolette		36.80 36.80	1:16.90 40.10	1:58.44 41.54	2:40.83 42.39	1.27	
3	2	4	 MAS - SLOW Yi Ting		35.88 35.88	1:16.21 40.33	1:59.20 42.99	2:42.58 43.38	3.02	
4	2	3	 PHI - CORDERO Denjylie		36.45 36.45	1:17.72 41.27	2:00.15 42.43	2:43.50 43.35	3.94	
5	2	5	 VIE - TRAN Thi Thuan		36.98 36.98	1:18.71 41.73	2:01.28 42.57	2:43.71 42.43	4.15	
6	1	3	 THA - NARONGRIT Jariyawadee		38.56 38.56	1:21.69 43.13	2:03.92 42.23	2:46.35 42.43	6.79	
7	2	6	 THA - P.SANGROJ Tassamol		38.74 38.74	1:20.74 42.00	2:03.67 42.93	2:47.00 43.33	7.44	
8	1	2	 INA - YUSITA Armainy		39.05 39.05	1:21.68 42.63	2:05.61 43.93	2:50.03 44.42	10.47	
9	1	6	 MAS - RAJA SHAHROM Azlina		37.87 37.87	1:20.13 42.26	2:04.30 44.17	2:50.10 45.80	10.54	
10	2	7	 INA - JIWAJENNIE Audrey		40.43	1:24.04	2:08.66	2:51.19	11.63	

				40.43	43.61	44.62	42.53		
11	2	2	 SIN - GOH Wan Ting	40.74 40.74	1:26.70 45.96	2:13.29 46.59	3:00.39 47.10	20.83	
12	1	7	 CAM - HEM Thon Vitiny	44.29 44.29	1:32.84 48.55	2:23.38 50.54	3:11.55 48.17	31.99	

200m Breaststroke Men



Event Record	Mark	Name	Location	Date
Asia	2:09.42	 JPN - KITAJIMA Kosuke	Barcelona (ESP)	24 July 2003
SEA Games	2:15.62	 MAS - CHIA Elvin	Bandar S.Begawan (BRU)	11 August 1999

Finals



Rk	Lane	Name	R.T.	50 m	100 m	150 m	200 m	Tbh.	Rec. Ind.
1	5	 PHI - MOLINA Miguel		[5] 32.66 32.66	[1] 1:08.01 35.35	[1] 1:43.50 35.49	[1] 2:18.11 34.61		
2	4	 INA - ARFIANTO Billy		[8] 32.88 32.88	[3] 1:08.17 35.29	[2] 1:44.15 35.98	[2] 2:20.87 36.72	2.76	
3	2	 THA - A.PAIWAN Worrawuti		[2] 31.94 31.94	[5] 1:08.43 36.49	[4] 1:44.89 36.46	[3] 2:21.32 36.43	3.21	
4	8	 VIE - NGUYEN Huu Viet		[4] 32.56 32.56	[4] 1:08.21 35.65	[3] 1:44.60 36.39	[4] 2:21.42 36.82	3.31	
5	1	 INA - YUDHIANTO Herry		[6] 32.68 32.68	[8] 1:09.53 36.85	[8] 1:46.57 37.04	[5] 2:22.86 36.29	4.75	
6	7	 SIN - TAN Jin Leonard		[7] 32.86 32.86	[7] 1:09.15 36.29	[7] 1:46.38 37.23	[6] 2:23.76 37.38	5.65	
7	3	 SIN - TAN Jinwen Mark		[1] 31.83 31.83	[2] 1:08.05 36.22	[5] 1:45.49 37.44	[7] 2:24.04 38.55	5.93	
8	6	 MAS - YAP See Tuan		[3] 32.47 32.47	[6] 1:08.96 36.49	[6] 1:46.33 37.37	[8] 2:24.31 37.98	6.20	

Heats

Rk	Heat	Lane	Name	R.T.	50 m	100 m	150 m	200 m	Tbh.	Rec. Ind.
1	1	4	 INA - ARFIANTO Billy		33.12 33.12	1:09.61 36.49	1:46.65 37.04	2:23.91 37.26		
2	2	4	 PHI - MOLINA Miguel		33.04 33.04	1:10.08 37.04	1:47.51 37.43	2:24.58 37.07	0.67	
3	2	5	 SIN - TAN Jinwen Mark		33.08 33.08	1:09.65 36.57	1:47.57 37.92	2:24.88 37.31	0.97	
4	1	2	 MAS - YAP See Tuan		33.22 33.22	1:10.99 37.77	1:47.97 36.98	2:24.97 37.00	1.06	
5	1	5	 THA - A.PAIWAN Worrawuti		33.32 33.32	1:10.94 37.62	1:47.59 36.65	2:25.16 37.57	1.25	
6	1	3	 SIN - TAN Jin Leonard		32.87 32.87	1:11.49 38.62	1:48.37 36.88	2:26.36 37.99	2.45	
7	1	6	 INA - YUDHIANTO Herry		33.46 33.46	1:10.86 37.40	1:49.05 38.19	2:26.49 37.44	2.58	
8	2	3	 VIE - NGUYEN Huu Viet		33.01 33.01	1:11.79 38.78	1:48.88 37.09	2:27.50 38.62	3.59	
9	2	2	 MAS - LAU Zheng Fong		34.65 34.65	1:13.97 39.32	1:54.41 40.44	2:34.03 39.62	10.12	
10	2	6	 THA - MATJIUR Radomyos		33.56 33.56	1:10.97 37.41	1:51.46 40.49	2:35.82 44.36	11.91	

11	1	7	 MYA - YE Myint Hane	34.04 34.04	1:13.92 39.88	1:57.71 43.79	2:39.93 42.22	16.02
12	2	7	 CAM - HEMTHON Ponleou	37.22 37.22	1:19.33 42.11	2:03.69 44.36	2:48.55 44.86	24.64









200m Freestyle Women


Event Record	Mark	Name	Location	Date
Asia	1:56.89	 CHN - BIN L	Rome (ITA)	10 June 1999
SEA Games	2:04.01	 SIN - YEO Joscelin	Bandar S.Begawan (BRU)	8 August 1999

Finals

Rk	Lane	Name	R.T.	50 m	100 m	150 m	200 m	Tbh.	Rec. Ind.
1	5	 THA - J.KRAJANG Natthanan		[2] 28.92 28.92	[2] 1:00.32 31.40	[1] 1:31.95 31.63	[1] 2:03.00 31.05		GR
2	4	 SIN - QUAH Ting Wen		[1] 28.85 28.85	[1] 1:00.20 31.35	[2] 1:32.42 32.22	[2] 2:03.55 31.13	0.55	
3	6	 PHI - TOTTEN Erica		[6] 30.11 30.11	[5] 1:01.94 31.83	[5] 1:34.39 32.45	[3] 2:05.75 31.36	2.75	
4	3	 MAS - GAN Heidi		[3] 29.11 29.11	[3] 1:00.44 31.33	[3] 1:32.83 32.39	[4] 2:06.40 33.57	3.40	
5	1	 THA - P.YOSOPHON Jiratida		[4] 29.38 29.38	[4] 1:00.68 31.30	[4] 1:33.52 32.84	[5] 2:06.60 33.08	3.60	
6	7	 MAS - ONG Ming Xiu		[5] 30.07 30.07	[6] 1:02.28 32.21	[6] 1:35.18 32.90	[6] 2:08.17 32.99	5.17	
7	8	 PHI - GANDIONCO Georgina		[7] 30.35 30.35	[7] 1:02.51 32.16	[7] 1:35.46 32.95	[7] 2:08.19 32.73	5.19	
DNS	2	 SIN - ONG Chui Bin Mylene		DNS					

Heats




Rk	Heat	Lane	Name	R.T.	50 m	100 m	150 m	200 m	Tbh.	Rec. Ind.
1	2	5	 SIN - QUAH Ting Wen		30.01 30.01	1:01.98 31.97	1:34.21 32.23	2:07.53 33.32		
2	1	4	 THA - J.KRAJANG Natthanan		31.12 31.12	1:04.23 33.11	1:37.27 33.04	2:07.72 30.45	0.19	
3	1	6	 MAS - GAN Heidi		30.08 30.08	1:02.58 32.50	1:35.38 32.80	2:08.14 32.76	0.61	
4	1	5	 PHI - TOTTEN Erica		31.24 31.24	1:04.35 33.11	1:37.48 33.13	2:09.21 31.73	1.68	
5	1	3	 SIN - ONG Chui Bin Mylene		31.34 31.34	1:04.17 32.83	1:37.43 33.26	2:09.31 31.88	1.78	
6	2	6	 MAS - ONG Ming Xiu		30.29 30.29	1:02.68 32.39	1:35.90 33.22	2:09.57 33.67	2.04	
7	2	3	 THA - P.YOSOPHON Jiratida		29.66 29.66	1:01.62 31.96	1:35.44 33.82	2:09.59 34.15	2.06	
8	2	2	 PHI - GANDIONCO Georgina		30.67 30.67	1:03.32 32.65	1:36.40 33.08	2:10.02 33.62	2.49	





9	2	4	 INA - LAURENTS Jessica	30.41	1:03.29	1:37.72	2:12.30	4.77
				30.41	32.88	34.43	34.58	

1500m Freestyle Men

Event Record	Mark	Name	Location	Date
Asia	14:55.03	 KOR - PARK TAE HWAN	Doha (QAT)	7 December 2006
SEA Games	15:43.27	 THA - SETHASOTHON Torlarp	Chiang Mai (THA)	15 December 1995

Finals

Rk	Lane	Name	R.T.									Tbh.	Rec. Ind.	
1	4	 PHI ARABEJO Ryan		<u>50 m</u>	<u>100 m</u>	<u>150 m</u>	<u>200 m</u>	<u>250 m</u>	<u>300 m</u>	<u>350 m</u>	<u>400 m</u>			
				[1]	[1] 59.22	[1]	[1]	[1]	[1]	[1]	[1]	[1]		
				28.90	30.32	1:30.35	2:01.53	2:32.82	3:04.15	3:35.85	4:07.53			
				28.90		31.13	31.18	31.29	31.33	31.70	31.68			
				<u>450 m</u>	<u>500 m</u>	<u>550 m</u>	<u>600 m</u>	<u>650 m</u>	<u>700 m</u>	<u>750 m</u>	<u>800 m</u>			
				[1]	[1]	[1]	[1]	[1]	[1]	[1]	[1]			
				4:39.31	5:11.10	5:43.12	6:14.99	6:46.87	7:18.99	7:51.30	8:23.29			
				31.78	31.79	32.02	31.87	31.88	32.12	32.31	31.99			
				<u>850 m</u>	<u>900 m</u>	<u>950 m</u>	<u>1000 m</u>	<u>1050 m</u>	<u>1100 m</u>	<u>1150 m</u>	<u>1200 m</u>			
				[1]	[1]	[1]	[1]	[1]	[1]	[1]	[1]			
				8:55.48	9:27.97	10:00.32	10:32.70	11:05.12	11:37.12	12:08.99	12:40.80			
				32.19	32.49	32.35	32.38	32.42	32.00	31.87	31.81			
<u>1250 m</u>	<u>1300 m</u>	<u>1350 m</u>	<u>1400 m</u>	<u>1450 m</u>	<u>1500 m</u>									
[1]	[1]	[1]	[1]	[1]	[1]									
13:12.90	13:44.82	14:17.26	14:49.47	15:21.58	15:53.16									
32.10	31.92	32.44	32.21	32.11	31.58									
2	5	 THA T.WORAKIART Tharnnawat		<u>50 m</u>	<u>100 m</u>	<u>150 m</u>	<u>200 m</u>	<u>250 m</u>	<u>300 m</u>	<u>350 m</u>	<u>400 m</u>			
				[4]	[2]	[2]	[2]	[2]	[2]	[2]	[2]	[2]		
				29.54	1:00.84	1:33.09	2:05.11	2:37.26	3:08.99	3:41.45	4:13.45			
				29.54	31.30	32.25	32.02	32.15	31.73	32.46	32.00			
				<u>450 m</u>	<u>500 m</u>	<u>550 m</u>	<u>600 m</u>	<u>650 m</u>	<u>700 m</u>	<u>750 m</u>	<u>800 m</u>			
				[2]	[2]	[2]	[2]	[2]	[2]	[2]	[2]			
				4:45.41	5:17.31	5:49.69	6:21.16	6:53.02	7:24.74	7:56.92	8:28.88			
				31.96	31.90	32.38	31.47	31.86	31.72	32.18	31.96			
				<u>850 m</u>	<u>900 m</u>	<u>950 m</u>	<u>1000 m</u>	<u>1050 m</u>	<u>1100 m</u>	<u>1150 m</u>	<u>1200 m</u>			
				[2]	[2]	[2]	[2]	[2]	[2]	[2]	[2]			
				9:01.07	9:32.95	10:05.08	10:37.25	11:09.65	11:41.72	12:13.96	12:46.15			
				32.19	31.88	32.13	32.17	32.40	32.07	32.24	32.19			
<u>1250 m</u>	<u>1300 m</u>	<u>1350 m</u>	<u>1400 m</u>	<u>1450 m</u>	<u>1500 m</u>									
[2]	[2]	[2]	[2]	[2]	[2]									
13:18.39	13:50.69	14:23.62	14:56.03	15:28.03	15:58.92									
32.24	32.30	32.93	32.41	32.00	30.89				5.76					
3	3	 SIN CHEAH Mingzhe Marcus		<u>50 m</u>	<u>100 m</u>	<u>150 m</u>	<u>200 m</u>	<u>250 m</u>	<u>300 m</u>	<u>350 m</u>	<u>400 m</u>			
				[2]	[3]	[3]	[3]	[3]	[3]	[3]	[3]	[3]		
				29.37	1:01.10	1:33.18	2:05.68	2:37.83	3:09.56	3:41.82	4:14.09			
				29.37	31.73	32.08	32.50	32.15	31.73	32.26	32.27			
				<u>450 m</u>	<u>500 m</u>	<u>550 m</u>	<u>600 m</u>	<u>650 m</u>	<u>700 m</u>	<u>750 m</u>	<u>800 m</u>			
				[3]	[3]	[3]	[3]	[3]	[3]	[3]	[3]			
				4:46.26	5:18.15	5:50.46	6:22.38	6:54.60	7:27.10	7:59.13	8:31.17			
				32.17	31.89	32.31	31.92	32.22	32.50	32.03	32.04			
				<u>850 m</u>	<u>900 m</u>	<u>950 m</u>	<u>1000 m</u>	<u>1050 m</u>	<u>1100 m</u>	<u>1150 m</u>	<u>1200 m</u>			
				[3]	[3]	[3]	[3]	[3]	[3]	[3]	[3]			
				9:03.28	9:35.45	10:08.15	10:40.75	11:13.47	11:45.84	12:18.57	12:51.31			
				32.11	32.17	32.70	32.60	32.72	32.37	32.73	32.74			

				<u>1250 m</u> [3] 13:24.08 32.77	<u>1300 m</u> [3] 13:57.31 33.23	<u>1350 m</u> [3] 14:30.21 32.90	<u>1400 m</u> [3] 15:03.26 33.05	<u>1450 m</u> [3] 15:36.26 33.00	<u>1500 m</u> [3] 16:07.99 31.73			14.83
4	2	 PHI DACERA Nikita		<u>50 m</u> [6] 29.70 29.70	<u>100 m</u> [4] 1:01.38 31.68	<u>150 m</u> [6] 1:33.89 32.51	<u>200 m</u> [6] 2:06.00 32.11	<u>250 m</u> [6] 2:38.89 32.89	<u>300 m</u> [6] 3:10.88 31.99	<u>350 m</u> [6] 3:43.11 32.23	<u>400 m</u> [6] 4:15.42 32.31	
				<u>450 m</u> [5] 4:47.74 32.32	<u>500 m</u> [5] 5:19.73 31.99	<u>550 m</u> [5] 5:52.31 32.58	<u>600 m</u> [5] 6:24.46 32.15	<u>650 m</u> [4] 6:57.14 32.68	<u>700 m</u> [4] 7:29.77 32.63	<u>750 m</u> [4] 8:02.27 32.50	<u>800 m</u> [4] 8:35.27 33.00	
				<u>850 m</u> [4] 9:08.01 32.74	<u>900 m</u> [4] 9:40.92 32.91	<u>950 m</u> [4] 10:13.94 33.02	<u>1000 m</u> [4] 10:46.78 32.84	<u>1050 m</u> [4] 11:19.94 33.16	<u>1100 m</u> [4] 11:53.37 33.43	<u>1150 m</u> [4] 12:26.40 33.03	<u>1200 m</u> [4] 12:59.43 33.03	
				<u>1250 m</u> [4] 13:32.46 33.03	<u>1300 m</u> [4] 14:05.33 32.87	<u>1350 m</u> [4] 14:38.43 33.10	<u>1400 m</u> [4] 15:11.54 33.11	<u>1450 m</u> [4] 15:44.23 32.69	<u>1500 m</u> [4] 16:14.89 30.66			21.73
5	6	 MAS YEAP Kevin		<u>50 m</u> [5] 29.62 29.62	<u>100 m</u> [6] 1:01.65 32.03	<u>150 m</u> [4] 1:33.78 32.13	<u>200 m</u> [4] 2:05.79 32.01	<u>250 m</u> [4] 2:38.30 32.51	<u>300 m</u> [4] 3:10.29 31.99	<u>350 m</u> [4] 3:42.54 32.25	<u>400 m</u> [4] 4:14.61 32.07	
				<u>450 m</u> [4] 4:47.00 32.39	<u>500 m</u> [4] 5:19.10 32.10	<u>550 m</u> [4] 5:51.93 32.83	<u>600 m</u> [4] 6:24.38 32.45	<u>650 m</u> [5] 6:57.62 33.24	<u>700 m</u> [5] 7:30.30 32.68	<u>750 m</u> [5] 8:03.80 33.50	<u>800 m</u> [5] 8:36.26 32.46	
				<u>850 m</u> [5] 9:08.98 32.72	<u>900 m</u> [5] 9:42.03 33.05	<u>950 m</u> [5] 10:15.25 33.22	<u>1000 m</u> [5] 10:48.25 33.00	<u>1050 m</u> [5] 11:20.85 32.60	<u>1100 m</u> [5] 11:54.47 33.62	<u>1150 m</u> [5] 12:27.73 33.26	<u>1200 m</u> [5] 13:00.97 33.24	
				<u>1250 m</u> [5] 13:34.72 33.75	<u>1300 m</u> [5] 14:08.02 33.30	<u>1350 m</u> [5] 14:41.79 33.77	<u>1400 m</u> [5] 15:15.62 33.83	<u>1450 m</u> [5] 15:46.97 31.35	<u>1500 m</u> [5] 16:18.38 31.41			25.22
6	7	 MAS LIM Kevin		<u>50 m</u> [3] 29.49 29.49	<u>100 m</u> [5] 1:01.52 32.03	<u>150 m</u> [5] 1:33.82 32.30	<u>200 m</u> [5] 2:05.92 32.10	<u>250 m</u> [5] 2:38.50 32.58	<u>300 m</u> [5] 3:10.71 32.21	<u>350 m</u> [5] 3:42.86 32.15	<u>400 m</u> [5] 4:15.31 32.45	
				<u>450 m</u> [6] 4:47.92 32.61	<u>500 m</u> [6] 5:20.44 32.52	<u>550 m</u> [6] 5:53.21 32.77	<u>600 m</u> [6] 6:25.95 32.74	<u>650 m</u> [6] 6:59.09 33.14	<u>700 m</u> [6] 7:31.94 32.85	<u>750 m</u> [6] 8:05.28 33.34	<u>800 m</u> [6] 8:38.29 33.01	
				<u>850 m</u> [6] 9:11.79 33.50	<u>900 m</u> [6] 9:45.12 33.33	<u>950 m</u> [6] 10:19.16 34.04	<u>1000 m</u> [6] 10:53.03 33.87	<u>1050 m</u> [6] 11:27.27 34.24	<u>1100 m</u> [6] 12:01.56 34.29	<u>1150 m</u> [6] 12:35.81 34.25	<u>1200 m</u> [6] 13:09.93 34.12	
				<u>1250 m</u> [6] 13:44.41 34.48	<u>1300 m</u> [6] 14:18.72 34.31	<u>1350 m</u> [6] 14:53.49 34.77	<u>1400 m</u> [6] 15:27.58 34.09	<u>1450 m</u> [6] 16:01.23 33.65	<u>1500 m</u> [6] 16:33.23 32.00			40.07
DNS	1	 MYA KHINN OO		DNS								







Heats

No Heats

4x100m Medley Relay Women

Event Record	Mark	Name	Location	Date
Asia	3:59.89	 CHN - People's Republic of China	Barcelona (ESP)	23 September 2000
SEA Games	4:14.49	 SIN - Singapore	Los Banos Laguna (PHI)	2 December 2005

Finals

Rk	Lane	Name	R.T.	50 m	100 m	150 m	200 m	250 m	300 m	350 m	400 m	Tbh.	Rec. Ind.
1	3	 SIN Singapore		[1] 30.97 30.97	[1] 1:04.68 33.71	[1] 1:37.77 33.09	[1] 2:14.53 36.76	[1] 2:42.66 28.13	[1] 3:15.24 32.58	[1] 3:42.95 27.71	[1] 4:13.18 30.23		GR
2	4	 MAS Malaysia		[2] 32.28 32.28	[2] 1:06.32 34.04	[2] 1:40.67 34.35	[2] 2:19.00 38.33	[2] 2:47.69 28.69	[2] 3:21.02 33.33	[2] 3:48.58 27.56	[2] 4:19.33 30.75	6.15	
3	5	 THA Thailand		[3] 32.55 32.55	[3] 1:07.11 34.56	[3] 1:41.62 34.51	[3] 2:21.98 40.36	[3] 2:52.60 1:10.98	[3] 3:26.16 33.56	[3] 3:55.17 29.01	[3] 4:25.00 29.83	11.82	
4	6	 INA Indonesia		[4] 32.72 32.72	[4] 1:07.82 35.10	[4] 1:44.01 36.19	[5] 2:25.99 41.98	[5] 2:55.75 29.76	[4] 3:29.03 33.28	[4] 3:57.73 28.70	[4] 4:28.89 31.16	15.71	
5	2	 PHI Philippines		[5] 34.40 34.40	[5] 1:10.89 36.49	[5] 1:45.34 34.45	[4] 2:24.62 39.28	[4] 2:55.49 30.87	[5] 3:30.22 34.73	[5] 3:58.93 28.71	[5] 4:31.47 32.54	18.29	
DNS	7	 LAO Laos PDR		DNS									



Heats

No Heats









[Back to top](#)

11 Dec 07 (Tuesday)

50m Freestyle Women

Event Record	Mark	Name	Location	Date
Asia	24.51	 CHN - JINGYI Li	Rome (ITA)	21 April 2001
SEA Games	26.13	 SIN - YEO Joscelin	Los Banos Laguna (PHI)	3 December 2005


Finals

Rk	Lane	Name	R.T.	50 m	Tbh.	Rec. Ind.
1	5	 MAS - CHUI Lai Kwan		26.63		
2	4	 MAS - LEUNG Chii Lin		26.79	0.16	
3	6	 THA - P.MUENWAI Natnapa		26.80	0.17	
4	3	 SIN - HO Ruyu Ruth		27.04	0.41	
5	7	 SIN - ONG Chui Bin Mylene		27.14	0.51	
6	2	 THA - PRACHGOSIN Pannika		27.30	0.67	
7	1	 INA - HERAWATI Margaretha		28.39	1.76	
8	8	 CAM - HEM Thon Vitiny		32.14	5.51	

Heats









Rk	Heat	Lane	Name	R.T.	50 m	Tbh.	Rec. Ind.
1	1	4	 MAS - LEUNG Chii Lin		26.68 26.68		
2	2	4	 MAS - CHUI Lai Kwan		26.91 26.91	0.23	
3	1	5	 SIN - HO Ruyu Ruth		27.18 27.18	0.50	
4	2	5	 THA - P.MUENWAI Natnapa		27.52 27.52	0.84	
5	2	3	 THA - PRACHGOSIN Pannika		27.60 27.60	0.92	
6	1	3	 SIN - ONG Chui Bin Mylene		28.10 28.10	1.42	
7	2	6	 INA - HERAWATI Margaretha		28.54 28.54	1.86	
8	1	6	 CAM - HEM Thon Vitiny		32.16 32.16	5.48	
9	2	2	 CAM - SENG Samphors		33.65 33.65	6.97	
10	2	7	 LAO - VILAYPHONE Vongphachanh		34.83 34.83	8.15	
11	1	2	 LAO - S.LAMPHONE Keutla		35.62 35.62	8.94	

200m Freestyle Men



Event Record	Mark	Name	Location	Date
Asia	1:47.12	 KOR - PARK TAE HWAN	Doha (QAT)	3 December 2006

SEA Games 1:52.47  **THA** - PHUANGTHONG Dulyarit Kuala Lumpur (MAS) 11 September 2001

Finals

Rk	Lane	Name	R.T.	50 m	100 m	150 m	200 m	Tbh.	Rec. Ind.
1	7	 MAS - BEGO Daniel		[1] 26.51 26.51	[1] 55.76 29.25	[1] 1:25.42 29.66	[1] 1:52.32 26.90		GR
2	6	 SIN - TAY Zhirong Bryan		[2] 27.25 27.25	[2] 56.19 28.94	[2] 1:25.44 29.25	[2] 1:52.98 27.54	0.66	
3	5	 PHI - MOLINA Miguel		[4] 27.65 27.65	[3] 56.56 28.91	[3] 1:25.58 29.02	[3] 1:53.59 28.01	1.27	
4	1	 SIN - CHEAH Mingzhe Marcus		[3] 27.55 27.55	[4] 57.14 29.59	[4] 1:27.25 30.11	[4] 1:56.94 29.69	4.62	
5	3	 THA - P.WATANA Thany.		[7] 28.54 28.54	[6] 58.55 30.01	[6] 1:28.30 29.75	[5] 1:57.02 28.72	4.70	
6	4	 INA - GUNTORO Bobby		[5] 27.72 27.72	[5] 57.76 30.04	[5] 1:27.77 30.01	[6] 1:57.14 29.37	4.82	
7	2	 VIE - NGUYEN Van Ty		[6] 28.48 28.48	[7] 58.97 30.49	[7] 1:29.33 30.36	[7] 1:59.44 30.11	7.12	
8	8	 MYA - AUNG Kyaw moe		[8] 28.70 28.70	[8] 1:00.28 31.58	[8] 1:33.01 32.73	[8] 2:05.20 32.19	12.88	

Heats









Rk	Heat	Lane	Name	R.T.	50 m	100 m	150 m	200 m	Tbh.	Rec. Ind.
1	2	6	 INA - GUNTORO Bobby		26.80 26.80	56.55 29.75	1:28.64 32.09	2:01.09 32.45		
2	2	5	 PHI - MOLINA Miguel		26.40 26.40	56.19 29.79	1:29.58 33.39	2:04.43 34.85	3.34	
3	1	5	 THA - P.WATANA Thany.		29.64 29.64	1:01.12 31.48	1:33.66 32.54	2:04.51 30.85	3.42	
4	1	4	 SIN - TAY Zhirong Bryan		28.69 28.69	59.96 31.27	1:32.43 32.47	2:04.60 32.17	3.51	
5	1	6	 VIE - NGUYEN Van Ty		29.35 29.35	1:00.67 31.32	1:33.37 32.70	2:05.06 31.69	3.97	
6	2	4	 MAS - BEGO Daniel		29.85 29.85	1:01.97 32.12	1:35.01 33.04	2:05.97 30.96	4.88	
7	2	2	 SIN - CHEAH Mingzhe Marcus		29.13 29.13	1:01.30 32.17	1:34.31 33.01	2:06.31 32.00	5.22	
8	1	2	 MYA - AUNG Kyaw moe		29.37 29.37	1:02.29 32.92	1:35.25 32.96	2:07.47 32.22	6.38	
9	2	3	 MAS - YEAP Kevin		29.08 29.08	1:02.09 33.01	1:36.77 34.68	2:08.08 31.31	6.99	
10	1	3	 THA - T.WORAKIART Tharnnawat		27.89 27.89	1:00.81 32.92	1:39.04 38.23	2:13.92 34.88	12.83	

200m Butterfly Women

Event Record	Mark	Name	Location	Date
Asia	2:06.52	 JPN - NAKANISHI Yuko	Victoria (CAN)	17 August 2006
SEA Games	2:14.11	 SIN - LI Tao	Los Banos Laguna (PHI)	3 December 2005

Finals



Rk	Lane	Name	R.T.	50 m	100 m	150 m	200 m	Tbh.	Rec. Ind.
----	------	------	------	------	-------	-------	-------	------	-----------

1	5	 SIN - TAO Li	[2] 30.81 30.81	[1] 1:04.74 33.93	[1] 1:39.66 34.92	[1] 2:15.63 35.97		
2	4	 PHI - TOTTEN Erica	[3] 31.48 31.48	[3] 1:06.22 34.74	[2] 1:41.67 35.45	[2] 2:16.79 35.12	1.16	
3	3	 MAS - HII Siew Siew	[1] 30.62 30.62	[2] 1:05.65 35.03	[3] 1:42.84 37.19	[3] 2:20.71 37.87	5.08	
4	6	 PHI - GANDIONCO Georgina	[5] 32.29 32.29	[5] 1:08.46 36.17	[4] 1:44.12 35.66	[4] 2:20.74 36.62	5.11	
5	1	 THA - P.MUENWAI Natnapa	[6] 32.55 32.55	[4] 1:08.00 35.45	[6] 1:45.88 37.88	[5] 2:23.26 37.38	7.63	
6	7	 INA - KURNIAWAN Ira	[8] 33.85 33.85	[7] 1:09.36 35.51	[7] 1:47.10 37.74	[6] 2:23.40 36.30	7.77	
7	2	 INA - LAURENTS Jessica	[4] 32.24 32.24	[6] 1:08.72 36.48	[5] 1:45.71 36.99	[7] 2:25.11 39.40	9.48	
8	8	 THA - SARA KARN Phantira	[7] 33.65 33.65	[8] 1:13.55 39.90	[8] 1:55.89 42.34	[8] 2:35.83 39.94	20.20	

Heats









Rk	Heat	Lane	Name	R.T.	50 m	100 m	150 m	200 m	Tbh.	Rec. Ind.
1	2	5	 PHI - TOTTEN Erica		32.59 32.59	1:07.45 34.86	1:44.29 36.84	2:20.76 36.47		
2	2	4	 SIN - TAO Li		31.28 31.28	1:06.69 35.41	1:43.89 37.20	2:20.84 36.95	0.08	
3	2	3	 MAS - HII Siew Siew		31.86 31.86	1:07.51 35.65	1:45.47 37.96	2:21.65 36.18	0.89	
4	1	4	 PHI - GANDIONCO Georgina		32.46 32.46	1:07.89 35.43	1:46.27 38.38	2:23.31 37.04	2.55	
5	1	5	 INA - LAURENTS Jessica		32.97 32.97	1:09.19 36.22	1:46.25 37.06	2:24.20 37.95	3.44	
6	1	2	 INA - KURNIAWAN Ira		33.03 33.03	1:11.40 38.37	1:48.78 37.38	2:26.75 37.97	5.99	
7	1	6	 SIN - LIM Shu-en Lynette		33.47 33.47	1:10.55 37.08	1:48.78 38.23	2:27.97 39.19	7.21	
8	2	2	 THA - SARA KARN Phantira		32.58 32.58	1:11.18 38.60	1:50.46 39.28	2:28.69 38.23	7.93	
9	1	3	 THA - P.MUENWAI Natnapa		33.80 33.80	1:13.44 39.64	1:52.19 38.75	2:32.16 39.97	11.40	
10	2	6	 MAS - KHOO Cai Lin		33.85 33.85	1:13.36 39.51	1:54.34 40.98	2:34.97 40.63	14.21	

200m Butterfly Men



Event Record	Mark	Name	Location	Date
Asia	1:54.91	 JPN - YAMAMOTO T	Athens (GRE)	17 August 2004
SEA Games	2:01.84	 MAS - ANG Anthony	Kuala Lumpur (MAS)	13 September 2001

Finals



Rk	Lane	Name	R.T.	50 m	100 m	150 m	200 m	Tbh.	Rec.
----	------	------	------	------	-------	-------	-------	------	------

										Ind.
1	4	 PHI - WALSH James	[5] 28.25 28.25	[2] 58.28 30.03	[2] 1:29.29 31.01	[1] 2:00.45 31.16				GR
2	7	 INA - UTOMO Donny	[1] 27.03 27.03	[1] 57.36 30.33	[1] 1:28.67 31.31	[2] 2:00.81 32.14	0.36			
3	6	 MAS - BEGO Daniel	[4] 28.20 28.20	[3] 59.65 31.45	[4] 1:32.00 32.35	[3] 2:03.97 31.97	3.52			
4	2	 SIN - NG Tze Kang	[2] 28.04 28.04	[4] 1:00.10 32.06	[3] 1:31.93 31.83	[4] 2:04.68 32.75	4.23			
5	5	 SIN - LIM Chen Siang Nigel	[7] 28.99 28.99	[6] 1:00.63 31.64	[5] 1:33.17 32.54	[5] 2:06.34 33.17	5.89			
6	3	 THA - LOSANGWAL Kunniti	[3] 28.15 28.15	[5] 1:00.20 32.05	[6] 1:33.20 33.00	[6] 2:06.71 33.51	6.26			
7	8	 MAS - LIM Kevin	[6] 28.79 28.79	[7] 1:01.46 32.67	[8] 1:35.92 34.46	[7] 2:10.02 34.10	9.57			
8	1	 PHI - DEE Ernest	[8] 29.30 29.30	[8] 1:01.84 32.54	[7] 1:35.66 33.82	[8] 2:11.47 35.81	11.02			


Heats








Rk	Heat	Lane	Name	R.T.	50 m	100 m	150 m	200 m	Tbh.	Rec. Ind.
1	1	4	 PHI - WALSH James		29.86 29.86	1:02.45 32.59	1:35.54 33.09	2:07.33 31.79		
2	1	3	 SIN - LIM Chen Siang Nigel		29.15 29.15	1:02.13 32.98	1:35.37 33.24	2:08.27 32.90	0.94	
3	1	2	 THA - LOSANGWAL Kunniti		29.32 29.32	1:03.35 34.03	1:36.82 33.47	2:09.96 33.14	2.63	
4	2	4	 MAS - BEGO Daniel		29.87 29.87	1:03.70 33.83	1:38.84 35.14	2:12.46 33.62	5.13	
5	2	3	 SIN - NG Tze Kang		29.23 29.23	1:03.31 34.08	1:37.83 34.52	2:12.70 34.87	5.37	
6	2	5	 INA - UTOMO Donny		29.42 29.42	1:03.52 34.10	1:39.27 35.75	2:12.98 33.71	5.65	
7	2	2	 PHI - DEE Ernest		29.14 29.14	1:03.28 34.14	1:38.39 35.11	2:13.42 35.03	6.09	
8	2	7	 MAS - LIM Kevin		30.01 30.01	1:04.82 34.81	1:40.36 35.54	2:15.44 35.08	8.11	
9	2	6	 THA - MATJIUR Radomyos		33.05 33.05	1:10.56 37.51	1:50.59 40.03	2:29.90 39.31	22.57	
10	1	5	 VIE - VO Thai Nguyen		36.15 36.15	1:16.31 40.16	1:57.88 41.57	2:38.95 41.07	31.62	
11	1	6	 VIE - NGUYEN Thanh Hai		35.85 35.85	1:16.35 40.50	1:58.24 41.89	2:40.07 41.83	32.74	

400m Individual Medley Women

Event Record	Mark	Name	Location	Date
Asia	4:34.79	 CHN - CHEN Yu	Shanghai (CHN)	16 September 2000
SEA Games	4:51.87	 SIN - YEO Joscelin	Bandar S.Begawan (BRU)	13 August 1999

Finals


Rk	Lane	Name	R.T.	50 m	100 m	150 m	200 m	250 m	300 m	350 m	400 m	Tbh.	Rec. Ind.
1	3	 SIN		[1] 30.80 30.80	[1] 1:05.94	[1] 1:42.29	[1] 2:18.88	[1] 3:03.38	[1] 3:48.28	[1] 4:21.84	[1] 4:53.90		

		QUAH Ting Wen			35.14	36.35	36.59	44.50	44.90	33.56	32.06		
2	4	 MAS SLOW Yi Ting	[3] 32.09 32.09	[5] 1:08.42 36.33	[5] 1:47.35 38.93	[5] 2:25.86 38.51	[4] 3:07.16 41.30	[2] 3:48.50 41.34	[2] 4:22.73 34.23	[2] 4:54.11 31.38	0.21		
3	8	 MAS LEW Yih Wey	[2] 32.05 32.05	[4] 1:08.15 36.10	[3] 1:46.10 37.95	[3] 2:22.74 36.64	[2] 3:05.38 42.64	[3] 3:48.92 43.54	[3] 4:23.55 34.63	[3] 4:55.86 32.31	1.96		
4	5	 THA T.SOONTHORN Nimitta	[5] 32.20 32.20	[2] 1:07.55 35.35	[2] 1:44.95 37.40	[2] 2:21.80 36.85	[3] 3:05.69 43.89	[4] 3:49.94 44.25	[4] 4:25.42 35.48	[4] 5:00.03 34.61	6.13		
5	6	 THA J.KRAJANG Natthanan	[3] 32.09 32.09	[3] 1:08.09 36.00	[4] 1:46.76 38.67	[4] 2:25.09 38.33	[5] 3:09.91 44.82	[5] 3:54.99 45.08	[5] 4:30.08 35.09	[5] 5:03.34 33.26	9.44		
6	2	 SIN GOH Wan Ting	[6] 32.23 32.23	[7] 1:09.87 37.64	[6] 1:48.11 38.24	[6] 2:26.67 38.56	[6] 3:12.09 45.42	[7] 3:59.43 47.34	[6] 4:34.35 34.92	[6] 5:07.62 33.27	13.72		
7	7	 INA MARITHA Fibriani	[7] 32.38 32.38	[6] 1:09.57 37.19	[7] 1:49.32 39.75	[7] 2:26.82 37.50	[7] 3:12.47 45.65	[6] 3:58.86 46.39	[7] 4:34.52 35.66	[7] 5:09.17 34.65	15.27		
8	1	 INA JONG Yuliana	[8] 33.18 33.18	[8] 1:10.88 37.70	[8] 1:50.71 39.83	[8] 2:30.23 39.52	[8] 3:19.30 49.07	[8] 4:06.20 46.90	[8] 4:42.43 36.23	[8] 5:18.71 36.28	24.81		








Heats

No Heats

4x100m Medley Relay Men

Event Record	Mark	Name	Location	Date
Asia	3:35.22	 JPN - Japan	Athens (GRE)	21 August 2004
SEA Games	3:45.61	 MAS - Malaysia	Jakarta (INA)	13 August 1997

Finals

Rk	Lane	Name	R.T.	50 m	100 m	150 m	200 m	250 m	300 m	350 m	400 m	Tbh.	Rec. Ind.
1	5	 PHI Philippines		[3] 28.96 28.96	[2] 59.38 30.42	[1] 1:29.05 29.67	[1] 2:02.54 33.49	[1] 2:28.44 25.90	[1] 2:57.34 28.90	[1] 3:22.03 24.69	[1] 3:49.28 27.25		
2	1	 INA Indonesia		[4] 29.00 29.00	[3] 59.51 30.51	[2] 1:29.06 29.55	[3] 2:04.15 35.09	[2] 2:29.41 25.26	[2] 2:59.57 30.16	[2] 3:24.58 25.01	[2] 3:51.72 27.14	2.44	
3	3	 SIN Singapore		[2] 28.86 28.86	[4] 1:00.32 31.46	[4] 1:31.28 30.96	[4] 2:05.73 34.45	[4] 2:31.50 25.77	[5] 3:01.62 30.12	[5] 3:26.47 24.85	[3] 3:52.14 25.67	2.86	
4	6	 VIE Vietnam		[1] 28.58 28.58	[1] 59.19 30.61	[3] 1:29.29 30.10	[2] 2:02.78 33.49	[3] 2:29.99 27.21	[3] 3:00.59 30.60	[3] 3:26.17 25.58	[4] 3:54.08 27.91	4.80	
5	2	 MAS Malaysia		[5] 29.24 29.24	[5] 1:00.85 31.61	[5] 1:31.40 30.55	[5] 2:06.60 35.20	[5] 2:32.20 25.60	[4] 3:01.16 28.96	[4] 3:26.18 25.02	[5] 3:54.60 28.42	5.32	
DNS	7	 MYA Myanmar		DNS									
DSQ	4	 THA		DSQ									



Thailand

Heats

No Heats

[Back to top](#)